



*moving forward in every field*

LANGUE/LANGUAGE • FR/EN

# FENDT

▶▶ **PIÈCES DE TRACTEURS/TRACTOR PARTS**

Catalogue - Première publication 2005

Catalogue - First published 2005

[www.bepcoparts.com](http://www.bepcoparts.com)

Member of **TVH** 

# ■ À PROPOS DE BEPCO

---

Le groupe Bepco est un leader mondial dans la fourniture de pièces de rechange, accessoires pour tracteurs et pièces détachées pour machines agricoles.

Avec plus de 360 employés, le groupe Bepco a des filiales en Belgique, France, Pays-Bas, Allemagne, Espagne et Angleterre. Nous sommes aussi présents en Australie, Nouvelle Zélande, Afrique du sud et au Brésil.

Le groupe Bepco est une société mondiale avec des clients dans plus de 100 pays à travers le monde, les ventes hors Europe contribuent à plus d'un tiers du chiffre d'affaires.

Nous proposons à notre réseau de distributeurs et revendeurs :

- ▶ Des fournisseurs d'équipements d'origine et d'autres marques reconnues
- ▶ Plus de 20 000 m<sup>2</sup> de surface de stockage
- ▶ Plus de 80 000 références en stock
- ▶ Des connaissances techniques d'experts de l'industrie
- ▶ Une expédition le jour même pour une livraison le jour suivant

Le groupe Bepco fait partie du groupe TVH, fournisseur de pièces et accessoires de qualité pour le matériel de manutention, les véhicules industriels et l'équipement agricole.

# ABOUT BEPCO

---

Bepco Group is a worldwide leading supplier of parts and accessories for agricultural tractors and machinery.

With over 360 employees Bepco Group has subsidiaries in Belgium, Netherlands, France, Germany, Spain and UK and is also present in Australia, New Zealand, South Africa and Brazil.

Bepco Group is a truly global company with customers in over 100 countries worldwide and sales outside Europe contributing to over a third of revenues.



We offer our network of distributors and dealers :

- ▶▶ Original Equipment Supplier and other industry leading brands
- ▶▶ More than 20,000 m<sup>2</sup> of warehousing
- ▶▶ More than 80,000 stock items
- ▶▶ Technological knowledge from industry experts
- ▶▶ Same day shipment, next day delivery in many markets

Bepco Group is also a member of TVH, the all-round supplier of quality parts and accessories for material handling, industrial vehicles and agricultural equipment.

# FENDT


## Couronne de démarrage - Ring gear - Starterkranz - Starterkrans - Corona de volante


	Part N°	OEM		Remarque - Remarks - Anmerkung - Opmerking - Comentarion
<p><b>Farmer</b> 5S 102, 103, 104, 105, 106, 108 303, 304, 305, 306, 307, 308, 309, 310, 311, 312</p> <p><b>Favorit</b> 509, 510, 511, 512, 514, 515 600, 610, 611, 612, 614, 615 GT231</p>	22/15-40	F180200310080		<p>116Z (A) Ø 316mm (B) Ø 351mm</p>



# FENDT

## Disque de frein - Brake disc - Reibscheibe - Remschijf - Disco de freno




	Fig.	Part N°	OEM	Remarques
Farmer 309, 310, 311 GT365 (⇒365/1268) (365/90001⇒65/90009) GT380 (⇒380/1667) (380/90001⇒65/91145)	1	<b>22/420-56</b>	198.104.070.041	Ø 261mm 22mm Epaisseur / Thickness / Dicke / Dikte / Grosor

# FENDT

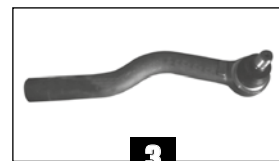
## Rotules & tirants de direction - Steering links & sockets - Stuurkogels en stangen - Kugelgelenke und Spurstangen - Rótulas y acoples de dirección



**1**



**2**



**3**



**3A**



**4**




**5**



**6**






**7**

	Fig.	Part N°	OEM	Filet Thread Gewinde Schroefdraad Rosca	Longueur Length Länge Lengte Longitud	Conicité Cone Konus Conisch Cono			
<b>Farmer</b> 206S, 207S, 208P, 208PNA, 208S, 209P, 209PNA, 209S	1	22/495-306	G222.302.120.210	M24x1,5LH	85	24/26			
		22/495-307	G222.302.120.200	M24x1,5RH					
<b>Vario</b> 309, 310, 311, 312	2	22/497-308	F339.300.020.290	M22x1,5RH M24x1,5RH	210	-			
		3	22/495-308 D/RH	F339.300.020.280			F24x1,5RH		
		3A	22/495-309 G/LH	F339.300.020.270				350	24/26
<b>Farmer</b> 409,409NA, 410, 410NA, 411, 411NA, 412, 412NA	2	22/497-310	F716.300.100.040	M24x1,5RH M26x1,5RH	220	-			
		4	22/495-310	F411.301.101.010			F26x1,5RH	360	25/27
			22/495-311	F409.302.110.010				320	
<b>Favorit</b> 711, 712, 712NA, 714, 714NA, 716, 716NA, 718, 815, 815NA, 817, 817NA, 818, 818NA, 820	2	22/497-310	F716.300.100.040	M24x1,5RH M26x1,5RH	220	-			
		5	22/495-312 D/RH	F716.300.100.010			F26x1,5RH	400	25/27
			6	22/495-313 G/LH					
<b>Favorit</b> 816, 818, 822, 824, 916, 918NA, 920, 920NA, 924, 924NA, 926, 926NA, 930, 930NA	2	22/497-314	F926.301.100.010	M28x1,5RH M30x1,5RH	240	-			
		7	22/495-314	F926.301.100.020			F28x1,5RH	350	35/38

## FENDT PARTS

### Pompe hydraulique - Hydraulic pump - Hydraulikpumpe - Hydrauliekpomp - Bomba hidráulica



	Part N°	OEM	Débit Flow Druck Debiet Flujo	
FAVORIT 816, 818, 822, 824 FAVORIT 916, 918NA, 920, 920NA, 924, 924NA, 926, 926NA, 930, 930NA	69/565-115	G916.940.100.010	16cc	G LH Links Izq.

Les références des pièces sont indicatives.  
Nos pièces ne sont pas d'origine.

Part numbers are quoted for reference purposes only.  
Our parts and accessories are not original.






“THE RELIABLE SERVICE”



## FENDT PARTS

### Pompe hydraulique - Hydraulic pump - Hydraulikpumpe - Hydrauliekpomp - Bomba hidráulica



	Part N°	OEM	Débit Flow Druck Debiet Flujo		Type d'arbre Shaft type Welle type Astyp Tipo de eje	Description Beschreibung Omschrijving Descripción
Farmer 306C, 307C, 308C, 309C	<b>69/565-241</b>	G117.941.010.010	16+14+8	G LH Links Izq.	Cône 1/5 Ø 17 x17 Cone 1/5 Ø 17 x17 Konus 1/5 Ø 17 x17 Kegel 1/5 Ø 17 x17 Cono 1/5 Ø 17 x17	Triple avec limiteur de pression Triple, with pressure relief valve Dreifach, mit Druckbegrenzer Drievoudig, met druckbegrenzer Triple con limitador de presión

Les références des pièces sont indicatives.  
Nos pièces ne sont pas d'origine.

*Part numbers are quoted for reference purposes only.  
Our parts and accessories are not original.*








**"THE RELIABLE SERVICE"**



## FENDT PARTS

AMORTISSEURS DE CABINE - CAB SHOCK ABSORBERS - FAHRERHAUSDÄMPFEREN -  
DEMPERSCABINE - AMORTIGUADORES DE LA CABINA DE CONDUCTOR



	Ref.	OEM	Type de fixation Fastening type Befestigungsarten Verbindingswijze Tipo de fijación	Description Beschreibung Omschrijving Descripción
Favorit 818 (N°818/101 ⇒ 818/99999) Favorit 822 (N°822/101 ⇒ 822/99999) Favorit 824 (N°824/101 ⇒ 824/99999) Favorit Vario 711 (711/101 ⇒ 711/99999) Favorit Vario 712 (712/101 ⇒ 712/106) Favorit Vario 714 (714/101 ⇒ 714/106) Favorit Vario 716 (716/101 ⇒ 716/106) Favorit Vario 815 (815/101) Favorit Vario 817 (817/101)	<b>22/4116-4</b> 	G716.501.200.160	Bossage en haut / Bossage en bas Top eye / Bottom eye Oberes Auge / Untenes Auge Bovenste ring / Onderste ring Anillo superior / Anillo inferior	
Favorit Vario 711 (711/201 ⇒ 711/300) (711/8001⇒) Favorit Vario 712 (712/201 ⇒ 712/300) (712/8001⇒) Favorit Vario 714 (714/201 ⇒ 714/300) (714/8001⇒) Favorit Vario 716 (716/201 ⇒ 716/300) (716/8001⇒)	<b>22/4116-5</b> 	G718.501.200.100		Bitube pression de gaz Twin-tube, gas pressure Doppelrohr, Gasdruck Dubbelloop / gasdruk Bitubular, presión de gas
Favorit Vario 711 (711/8001 ⇒ 711/99999) Favorit Vario 712 (712/8001 ⇒ 712/99999) Favorit Vario 714 (714/8001 ⇒ 714/99999) Favorit Vario 716 (716/8001 ⇒ 716/99999)	<b>22/4116-6</b> 	G930.500.200.110		Bitube pression de gaz Ressort pneumatique Twin-tube, gas pressure Pneumatic spring Doppelrohr, Gasdruck Luftfeder Dubbelloop / gasdruk Luchtgeveerd veer Bitubular, presión de gas Muelle neumático






 Cabine / Cab / Kabine / Cabine / Cabina

Les références des pièces sont indicatives.  
Nos pièces ne sont pas d'origine.

Part numbers are quoted for reference purposes only.  
Our parts and accessories are not original.



# FENDT PARTS

	Ref.	OEM	Type de fixation Fastening type Befestigungsarten Verbindingswijze Tipo de fijación	Description Beschreibung Omschrijving Descripción
Favorit Vario 818 (N°718/101 ⇒ 718/99999) Favorit Vario 916 (916/101 ⇒ 916/99999) Favorit Vario 920 (916/101 ⇒ 916/99999) Favorit Vario 924 (916/101 ⇒ 916/99999) Favorit Vario 926 (916/101 ⇒ 916/99999) Favorit Vario 930 (930/101 ⇒ )	<b>22/4116-4</b> 	G716.501.200.160	Bossage en haut / Bossage en bas Top eye / Bottom eye Oberes Auge / Untenes Auge Bovenste ring / Onderste ring Anillo superior / Anillo inferior	
Favorit Vario 818 (718/101 ⇒ 718/99999)	<b>22/4116-5</b> 	G718.501.200.100		Bitube pression de gaz Twin-tube, gas pressure Doppelrohr, Gasdruck Dubbelloop / gasdruk Bitubular, presión de gas
Favorit Vario 818 (718/101 ⇒ 718/99999) Favorit Vario 916 (916/6001 ⇒ 916/99999) Favorit Vario 918 (918/6001 ⇒ 918/99999) Favorit Vario 920 (920/6001 ⇒ 920/99999) Favorit Vario 924 (924/6001 ⇒ 924/99999)	<b>22/4116-6</b> 	G930.500.200.110		Bitube pression de gaz Ressort pneumatique Twin-tube, gas pressure Pneumatic spring Doppelrohr, Gasdruck Luftfeder Dubbelloop / gasdruk Luchtgeveerd veer Bitubular, presión de gas Muelle neumático
Favorit Vario 926 (926/601 ⇒ 926/99999) (926/701 ⇒ 926/800) (926/6001 ⇒ 926/99999)	<b>22/4116-6</b> 	G930.500.200.110		Bitube pression de gaz Ressort pneumatique Twin-tube, gas pressure Pneumatic spring Doppelrohr, Gasdruck Luftfeder Dubbelloop / gasdruk Luchtgeveerd veer Bitubular, presión de gas Muelle neumático

 Cabine / Cab / Kabine / Cabine / Cabina

Les références des pièces sont indicatives.  
 Nos pièces ne sont pas d'origine.

Part numbers are quoted for reference purposes only.  
 Our parts and accessories are not original.



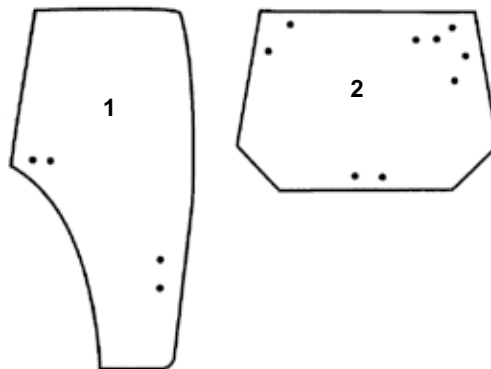
**"THE RELIABLE SERVICE"**




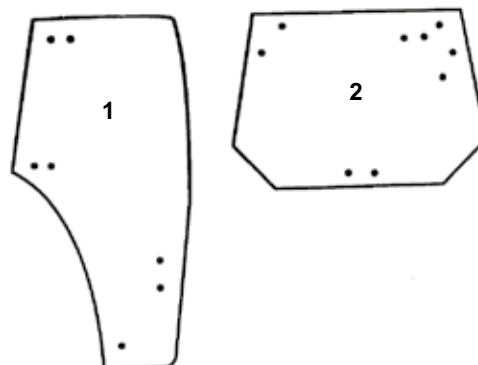



## FENDT PARTS

Vitre de cabine - Cab glass - Kabinenscheiben - Kabineruiten - Cristal de cabina



	Fig.	Parts N°	OEM	Pos.	Specification	Dimensions - Size
307, 308, 309, 310, 311, 312 (300 Farmer turbo) 509, 510, 511, 512, 514, 515 (500C Favorit)	1	<b>22/4038-36T</b>	H816.810.030.340	A	R - 4H - CO	1395x675x5
	1	<b>22/4039-36T</b>	H816.810.030.330	A	L - 4H - CO	1395x675x5
	2	<b>22/4072-109T</b>	816.810.050.010	B	9H	995x790x5



	Fig.	Parts N°	OEM	Pos.	Specification	Dimensions - Size
307, 308, 309 (300C Farmer) 370, 380 (300GT & GTA) 409, 410, 411, 412 (400 Farmer Vario) 711, 712, 714, 716 (700 Favorit vario) 815, 817, 818 (800 Vario TMS) 916, 918, 920, 924, 926, 930 (900 Vario TMS)	1	<b>22/4038-37T</b>	117.810.030.020	A	R - 7H - CO	1435x675x5
	1	<b>22/4039-37T</b>	117.810.030.010	A	L - 7H - CO	1435x675x5
	2	<b>22/4072-109T</b>	816.810.050.010	B	9H	995x790x5

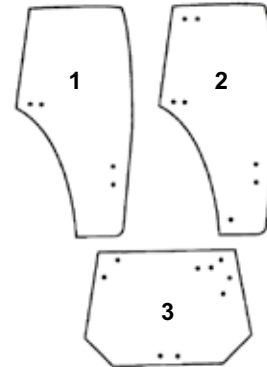
Les références des pièces sont indicatives.  
Nos pièces ne sont pas d'origine.


Part numbers are quoted for reference purposes only.  
Our parts and accessories are not original.



# FENDT PARTS

Vitre de cabine - Cab glass - Kabinenscheiben - Kabineruiten - Cristal de cabina



	Fig.	Parts N°	OEM	Pos.	Specification	Dimensions - Size
816, 818, 822, 824 (800 Favorit) 916, 918, 920, 924, 926 (900 Favorit Vario)	1	<b>22/4038-36T</b>	H816.810.030.340	A	R - 4H - CO	1395x675x5
	1	<b>22/4039-36T</b>	H816.810.030.330	A	L - 4H - CO	1395x675x5
	2	<b>22/4038-37T</b>	117.810.030.020	A	R - 7H - CO	1435x675x5
	2	<b>22/4039-37T</b>	117.810.030.010	A	L - 7H - CO	1435x675x5
	3	<b>22/4072-109T</b>	816.810.050.010	B	9H	995x790x5

**A** = Porte / Door / Türscheibe / Deur / Puerta  
**B** = Arrière haut / Upper rear / Hinten oben / Achteraan bovenaan / Trasero superior  
**4H** = 4 Trous / 4 Holes / 4 Bohrungen / 4 Gaten / 4 Agujeros  
**7H** = 7 Trous / 7 Holes / 7 Bohrungen / 7 Gaten / 7 Agujeros  
**9H** = 9 Trous / 9 Holes / 9 Bohrungen / 9 Gaten / 9 Agujeros  
**L** = Gauche / Left / Links / Links / Izquierdo  
**R** = Droite / Right / Rechts / Rechts / Derecho  
**T** = Tintée / Tinted / Getönt / Getint / Tintado  
**CO** = Convexe / Curved / Konvex / Convex / Convexo

Les références des pièces sont indicatives.  
Nos pièces ne sont pas d'origine.

Part numbers are quoted for reference purposes only.  
Our parts and accessories are not original.







**"THE RELIABLE SERVICE"**



# FENDT PARTS

Démarrateurs - Starter motors - Anlasser - Startmotors - Motores de arranque

Applications <i>Applications</i>	Réf. <i>Ref.</i>	OEM	
<b>Fendt</b>			
Séries 800, 900 (Premiers Modèles) Series 800, 900 (Early models) Serie 800, 900 (1 te Serie) Serie 800, 900 (Oudere modellen) Series 800, 900 (Primeros modelos)	<b>62/930-233</b> (Bosch)  24V 4,2KW  <b>New</b>	F824.900.060.170 F824.900.060.080	2x127  10Z  265
Moteurs / Engines / Motoren / Motores D208, D225, D325	<b>62/930-234</b> (Magnetron) Avec réducteur <i>With reducer</i>  12V 2,7KW  <b>New</b>	F139.900.060.011	2x105  9Z  220
	<b>62/930-28</b> (Iskra)  12V 3,0KW		2x105  9Z  259



Les références des pièces sont indicatives.  
Nos pièces ne sont pas d'origine.

*Part numbers are quoted for reference purposes only.  
Our parts and accessories are not original.*



## FENDT PARTS

**Feux avant de position & clignotants - Front side lights and indicators -  
Begrenzungsleuchten, vorn und Blinker - Stand - en knipperlichten voor -  
Luces delanteras posición e intermitentes**

	Part N°	OEM		Ampoule Bulb Glühlampe Gloeilamp Bombilla
Série 100 series	22/1902-4	F228900020010  Gauche Left Links Izquierdo		63/1955-270 1x 12V 18W 63/1955-202 1x12V 3W
	22/1902-5	F288900020020  Droit Right Rechts Derecho		

Les références des pièces sont indicatives.  
Nos pièces ne sont pas d'origine.

*Part numbers are quoted for reference purposes only.  
Our parts and accessories are not original.*



## INDEX INDEX

AIRCO	110-111
ALTERNATEURS	103-104
ATTELAGE	102
AVERTISSEUR SONORE	51
BAGUES D'ETANCHEITE	95
BAGUES D'ETANCHEITE DE PRISE DE FORCE	60
BAGUES DE BALANCIER DE TRAIN AVANT	88
BALAIS D'ESSUIE-GLACE	112
BARRES DE POUSSEE	101
BIELLE	10-11
BOUCHONS DE RADIATEURS	32
BOUCHONS DE REMPLISSAGE D'HUILE	21
BOUCHONS DE RESERVOIR	22
BOUGIES DE PRECHAUFFAGE	22
CABLES D'ARRET	23
CABLES D'EMBRAYAGE DE PTO	60
CABLES DE COMPTE-HEURES	52
CHAUFFAGE DE CABINE	109
CHEMISES	13-15
CIRCUITS D'ASSERVISSEMENT PNEUMATIQUE	67
CONTACTEURS	46-51
COURONNE DE DEMARRAGE	11
COURROIS DE VENTILATEUR	30-31
COUSSINETS ET BAGUES DE BIELLE	10-11
COUSSINETS ET BAGUES DE VILEBREQUIN	7-9
CROISILLONS DE PONT AVANT MOTEUR	89
CYLINDRES	13-15
DEMARREURS	105-106
DISQUES D'EMBRAYAGE	53-58
DISQUES D'EMBRAYAGE DE PTO	61
DISTRIBUTEURS HYDRAULIQUES	99
DURITES DE REFROIDISSEMENT	26-29
ECHAPPEMENTS	33
ECLAIRAGE	43-45
ECROUS ET GOUJONS DE ROUE	68
EMBRAYAGES	53-58
FICHES ET PRISES	52
FILTRATION	34-41
FILTRES DE CABINE	42
FREINS A DISQUE	64-65
FREINS A TAMBOUR	62-63
GOUJONS ET ECROUS DE ROUE	68
JEUX DE REVISION MOTEUR	12
JEUX DE SEGMENTS	13-16
JOINTS DE CHEMISE	16
JOINTS DE COLLECTEURS	33
JOINTS DE MOTEUR	19-21
MAITRES CYL. & CYL. RECEPT D'EMBRAYAGE	59
MAITRES CYL. & CYL. RECEPT DE FREIN	66
MECANISMES & DISQUES D'EMBRAYAGE	53-58
MOTEURS D'ESSUIE-GLACE	112
NEZ D'INJECTEUR	24

AIRCO	110-111
ALTERNATORS	103-104
BEARINGS	94
BRAKE CYLINDERS	66
BRAKE OIL TANKS	67
BRAKES	62-65
CAB FILTERS	42
CAB GLASS	116-117
CAB HEATING	109
CLUTCH ASSEMBLIES & PLATES	53-58
CLUTCH CYLINDERS	59
CONROD BEARINGS & BUSHES	10-11
CRANKSHAFT BEARINGS & SEALS	7-9
CYLINDER HEAD PARTS	17-18
DISK BRAKES	64-65
DRIVE CABLES	52
DRIVE UNIT	52
DRUM BRAKES	62-63
ENGINE AND TRACTOR APPLICATION CHARTS	6
ENGINE GASKET SETS	19-21
ENGINE HEATERS	109
FAN BELTS	30-31
FILTERS	34-41
FLYWHEEL ASSY.	11
FLYWHEEL GEAR	11
FRONT AXLE 4WD	71-88
FRONT AXLE PARTS	69-70
FRONT AXLE SHAFT BUSH	88
FRONT AXLE U-JOINT	89
FRONT PTO SEALS	60
FUEL PUMPS	23
GAS STRUTS	114
GLAZING RUBBER AND DRAFT EXCLUDERS	115
HEATER PLUGS	22
HORN	51
HYDRAULIC PUMPS	96-98
HYDRAULIC SPOOL VALVES	99
INJECTOR NOZZLES	24
LEVELLING ROD COMPONENTS	102
LIFT SPOOL VALVES	100
LIGHTING	43-45
LINER GASKETS	16
LINERS	13-15
LOCKS AND HANDLES	107
MANIFOLDS GASKETS	33
MIRRORS	113

Les références des pièces sont indicatives.  
Nos pièces ne sont pas d'origine

*Part numbers are quoted for reference purposes only.  
Our parts and accessories are not original.*



## INDEX INDEX

PEINTURE . . . . .	108	OIL FILLER CAP . . . . .	21
PIECES D'AVANT-TRAIN . . . . .	69-70	OIL PUMPS . . . . .	19
PISTONS . . . . .	13-15	OIL SEALS . . . . .	95
PISTONS, JEUX DE SEGMENTS & CHEMISES . . . . .	13-16	OVERHAUL KITS . . . . .	12
POIGNEE ET SERRURES . . . . .	107		
POMPES A EAU . . . . .	25	PAINT . . . . .	108
POMPES A HUILE . . . . .	19	PARTS FOR HYDRAULIC PUMPS . . . . .	98
POMPES D'ALIMENTATION . . . . .	23	PISTONS . . . . .	13-15
POMPES HYDRAULIQUES . . . . .	96-98	PISTONS, RING SETS & LINERS . . . . .	13-16
PONT ARRIERE . . . . .	90	PLUG & SOCKET . . . . .	52
PONT AVANT 4RM . . . . .	71-88	PNEUMATIC BRAKES . . . . .	67
PRISES ET FICHES . . . . .	52	POMPES D'ALIMENTATION . . . . .	23
PROFILES D'ETANCH. POUR GLACES DE CAB. . . . .	115	PTO CLUTCH CABLES . . . . .	60
		PTO CLUTCH DISCS . . . . .	61
RADIATEURS . . . . .	32	PTO SHAFT SEALS . . . . .	60
RECHAUFFEURS DE MOTEUR . . . . .	109		
RENOI D'ANGLE . . . . .	52	RADIATOR CAPS . . . . .	32
RESERVOIRS A LIQUIDE DE FREIN . . . . .	67	RADIATOR HOSES . . . . .	26-29
RETROVISEURS . . . . .	113	RADIATORS . . . . .	32
ROTULES ET TIRANTS DE DIRECTION . . . . .	90-91	REAR AXLE . . . . .	90
ROULEMENTS . . . . .	94	RING SETS . . . . .	13-16
SEGMENTS . . . . .	13-16	SEATS . . . . .	115
SIEGES . . . . .	115	SILENCERS . . . . .	33
SOUPAPES & PIECES CONNEXES . . . . .	17-18	SOCKETS & PLUGS . . . . .	52
		STARTERS . . . . .	105-106
TABLEAUX D'IDENTIF. DES MOT. ET TRACT. . . . .	3-6	STEERING CYLINDER . . . . .	93
THERMOSTATS . . . . .	29	STEERING WHEEL . . . . .	93
TIRANTS ET ACCOUPLEMENTS DE DIRECTION . . . . .	92	STOP CABLES . . . . .	23
		SWITCHES . . . . .	46-51
VALVES DE RELEVAGE . . . . .	100		
VERINS A GAZ . . . . .	114	TANK CAPS . . . . .	22
VERINS DE DIRECTION . . . . .	93	THERMOSTATS . . . . .	29
VILEBREQUIN . . . . .	7-9	TIE RODS AND SOCKETS . . . . .	90-92
VITRERIE DE CABINE . . . . .	116-117	TOP LINKS . . . . .	101
VOLANT . . . . .	93	TRACTOR AND ENGINE APPLICATION CHARTS . . . . .	3-6
VOLANTS MOTEUR . . . . .	11		
		WATER PUMPS . . . . .	25
		WHEEL BOLTS AND NUTS . . . . .	68
		WIPER BLADES . . . . .	112
		WIPER MOTORS . . . . .	112

Les références des pièces sont indicatives.  
Nos pièces ne sont pas d'origine



**"THE RELIABLE SERVICE"**



Part numbers are quoted for reference purposes only.  
Our parts and accessories are not original.



## TABLEAUX D'IDENTIFICATION DES TRACTEURS ET MOTEURS TRACTOR AND ENGINE APPLICATION CHARTS

Tracteur Tractor		Moteur Engine		Cyl. Cyl.	Alésage Boring	Tracteur Tractor		Moteur Engine		Cyl. Cyl.	Alésage Boring
Modèle Model	Série Serie	Marque Makes	Type Typ			Modèle Model	Série Serie	Marque Makes	Type Typ		
<b>FARMER</b>						<b>FARMER</b>					
1	FW 237/1.3	MWM	KD 12 Z			106 S/LS	FW 268	MWM	D 226-4.2	4	105
1	FL 237/2.4	MWM	AKD 112 Z	2	98	106 SA/LSA	FWA 268	MWM	D 226-4.2	4	105
1	FWU 237/7	MWM	K 12 Z			108 S	FW 278	MWM	D 226-4	4	105
1	FWU 237/31	MWM	KD 12 Z			108 SA	FWA 278	MWM	D 226-4	4	105
1	FL 237/41	MWM	AKD 112 Z	2	98	108 S/LS	FW 278	MWM	D 226-4.2	4	105
1 Z	FL 131/4	MWM	AKD 112 Z	2	98	108 SA/LSA	FWA 278	MWM	D 226-4.2	4	105
1 Z	FL 131/4/3646	MWM	D 322-2	2		200 S	FL 144/03	KHD	F 3 L 912	3	100
1 E	FL 131/41	MWM	D 325-2	2	95	200 S	FL 146/03	KHD	F 3 L 912	3	100
1 D	FL 131/42	MWM	D 325-3	3	95	200 SA	FLA 146/23	KHD	F 3 L 912	3	100
2	FW 139/1	MWM	KD 10.5 D	3	90	200 V	FL 145/03	KHD	F 3 L 912	3	100
2	FW 139/1	MWM	KD 110.5 D	3	90	200 VA	FLA 145/23	KHD	F 3 L 912	3	100
2	FW 139/1	MWM	D 208-3	3	95	201 S	FL 146/03	KHD	F 3 L 912	3	100
2	FW 139/1	MWM	D 208-3	3	95	201 SA	FLA 146/23	KHD	F 3 L 912	3	100
2	FW 139/3	MWM	KD 10.5 D	3	90	203 V	FL 155/03	KHD	F 3 L 912	3	100
2	FW 139/3	MWM	KD 110.5 D	3	90	203 VA	FLA 155/23	KHD	F 3 L 912	3	100
2	FW 139/3	MWM	D 208-3	3	95	203 V/II	FL 155/05	KHD	F 3 L 913	3	102
2 E	FW 139/1.3	MWM	D 208-3	3	95	203 VA/II	FLA 155/25	KHD	F 3 L 913	3	102
2 D	FW 228/1	MWM	KD 10.5 D	3	90	203 P	FL 156/03	KHD	F 3 L 912	3	100
2 D	FW 228/1	MWM	KD 110.5 D	3	90	203 PA	FLA 156/23	KHD	F 3 L 912	3	100
2 D	FW 228/1	MWM	D 208-3	3	95	203 P/II	FL 156/05	KHD	F 3 L 913	3	102
2 DE	FW 228/1.3	MWM	D 208-3	3	95	203 PA/II	FLA 156/25	KHD	F 3 L 913	3	102
2 S	FWA 138/7	MWM	D 208-3	3	95	204 P	FL 166/03	KHD	F 4 L 912	4	100
2 S	FW 138/11	MWM	D 208-3	3	95	204 PA	FLA 166/23	KHD	F 4 L 912	4	100
3 S	FW 238/1	MWM	D 208-4	4	95	204 V	FL 167/03	KHD	F 4 L 912	4	100
3 S	FWA 238/7	MWM	D 208-4	4	95	204 VA	FLA 167/23	KHD	F 4 L 912	4	100
4 S	FW 258/1	MWM	D 208-4	4	95	205 P	FL 176/03	KHD	F 4 L 913	4	102
4 SA	FWA 258/7	MWM	D 208-4	4	95	205 PA	FLA 176/23	KHD	F 4 L 913	4	102
5 S	FW 268/01	MWM	D 225-4	4	95	240 S	FL 294/01	KHD	F 3 L 912	3	100
5 SA	FWA 268/21	MWM	D 225-4	4	95	250 S	FL 295/01	KHD	F 3 L 912	3	100
102	FL 135/31	MWM	D 325-3	3	95	250 LE	FL 295/05	KHD	F 3 L 913	3	102
102 S	FL 135/01	MWM	D 325-3	3	95	250 SA	FLA 295/21	KHD	F 3 L 912	3	100
102 SA	FLA 135/21	MWM	D 325-3	3	95	250 LE	FLA 295/25	KHD	F 3 L 913	3	102
102 S	FW 135/01	MWM	D 226-3	3	105	250 V	FL 205/01	KHD	F 3 L 912	3	100
102 SA	FWA 135/21	MWM	D 226-3	3	105	250 K	FL 205/05	KHD	F 3 L 913	3	102
102 S	FW 135/01	MWM	D 226-3.2	3	105	250 VA	FLA 205/21	KHD	F 3 L 912	3	100
102 SA	FWA 135/21	MWM	D 226-3.2	3	105	250 KA	FLA 205/25	KHD	F 3 L 913	3	102
102 LS	FW 135/05	MWM	D 226-3.2	3	105	260 S	FL 296/01	KHD	F 3 L 913	3	102
102 LSA	FWA 135/25	MWM	D 226-3.2	3	105	260 SA	FLA 296/21	KHD	F 3 L 913	3	102
103	FW 138/31	MWM	D 225-3	3	95	260 V	FL 206/01	KHD	F 3 L 913	3	102
103	FWA 138/41	MWM	D 225-3	3	95	260 VA	FLA 206/21	KHD	F 3 L 913	3	102
103 S	FW 138/01	MWM	D 225-3	3	95	260 P	FL 246/01	KHD	F 3 L 913	3	102
103 SA	FWA 138/21	MWM	D 225-3	3	95	260 PA	FLA 246/21	KHD	F 3 L 913	3	102
103 S	FW 138/01	MWM	D 226-3	3	105	270 V	FL 207/01	KHD	F 4 L 912	4	100
103 SA	FWA 138/21	MWM	D 226-3	3	105	270 VA	FLA 207/21	KHD	F 4 L 912	4	100
103 LS	FW 138/05	MWM	D 226-3.2	3	105	270 P	FL 247/01	KHD	F 4 L 912	4	100
103 LSA	FWA 138/25	MWM	D 226-3.2	3	105	270 PA	FLA 247/21	KHD	F 4 L 912	4	100
104 S	FW 238/01	MWM	D 226-3	3	105	275 SA	FLA 297/21	KHD	F 4 L 913	4	102
104 SA	FWA 238/21	MWM	D 226-3	3	105	275 V	FL 208/01	KHD	F 4 L 913	4	102
104 S/LS	FW 238	MWM	D 226-3.2	3	105	275 VA	FLA 208/21	KHD	F 4 L 913	4	102
104 SA/LSA	FWA 238	MWM	D 226-3.2	3	105	280 P	FL 248/01	KHD	F 4 L 913	4	102
105	FW 258/31	MWM	D 226-3	3	105	280 PA	FLA 248/21	KHD	F 4 L 913	4	102
105 S	FW 258/01	MWM	D 225-4	4	95	303 LS	FW 152	MWM	D 226-3.2	3	105
105 SA	FWA 258/21	MWM	D 225-4	4	95	303 LSA	FWA 152	MWM	D 226-3.2	3	105
105 S	FW 258/01	MWM	D 226-4	4	105	303 LS	FW 152	MWM	D 226-3.2	3	105
105 SA	FWA 258/21	MWM	D 226-4	4	105	303 LSA	FWA 152	MWM	D 226-3.2	3	105
105 S/LS	FW 258/01/05	MWM	D 226-4.2	4	105	304 LS	FW 158	MWM	D 226-3.2	3	105
105 SA/LSA	FWA 25/21/25	MWM	D 225-4.2	4	95	304 LSA	FWA 158	MWM	D 226-3.2	3	105
106 S	FW 268/01	MWM	D 225-4	4	95	304 LS	FW 158	MWM	D 226-3.2	3	105
106 SA	FWA 268/21	MWM	D 225-4	4	95	304 LSA	FWA 158	MWM	D 226-3.2	3	105
106 S	FW 268	MWM	D 226-4	4	105	304 LS	FW 158	MWM	TD 226-B 3	3	105
106 SA	FWA 268	MWM	D 226-4	4	105	304 LSA	FWA 158	MWM	TD 226-B 3	3	105

Les références des pièces sont indicatives.  
Nos pièces ne sont pas d'origine

Part numbers are quoted for reference purposes only.  
Our parts and accessories are not original.



**"THE RELIABLE SERVICE"**



## TABLEAUX D'IDENTIFICATION DES TRACTEURS ET MOTEURS TRACTOR AND ENGINE APPLICATION CHARTS

Tracteur Tractor		Moteur Engine		Cyl. Cyl.	Alésage Boring
Modèle Model	Série Serie	Marque Makes	Type Typ		
<b>FARMER</b>					
305 LS	FW 162	MWM	D 227-4.2	4	100
305 LSA	FWA 162	MWM	D 227-4.2	4	100
305 LS	FW 162	MWM	D 226-4.2	4	105
305 LSA	FWA 162	MWM	D 226-4.2	4	105
305 LS	FW 162	MWM	D 226-B 4	4	105
305 LSA	FWA 162	MWM	D 226-B 4	4	105
306 LS	FW 168	MWM	D 226-4.2	4	105
306 LSA	FWA 168	MWM	D 226-4.2	4	105
306 LSA	FWA 168	MWM	D 226-B 4	4	105
307 LS	FW 170	MWM	TD 226-B 3	3	105
307 LSA	FWA 170	MWM	TD 226-B 3	3	105
307 LS	FW 175	MWM	TD 226-B 3	3	105
307 LSA	FWA 175	MWM	TD 226-B 3	3	105
307	FWA 307	MWM	TD 226-B 3	3	105
307	FL117	KHD	BF4M 1012E	4	94
308 LS	FW 178	MWM	D 226-4.2	4	105
308 LSA	FWA 178	MWM	D 226-4.2	4	105
308 LS	FW 178	MWM	TD 226-B 4	4	105
308 LSA	FWA 178	MWM	TD 226-B 4	4	105
308	FWA 308	MWM	TD 226-B 4	4	105
308	FL118	KHD	BF4M1012EC	4	94
309 LS	FW 186	MWM	TD 226-4.2	4	105
309 LSA	FWA 186	MWM	TD 226-4.2	4	105
309 LSA	FWA 186	MWM	TD 226-B 4	4	105
309 LSA	FWA 186	MWM	TD 226-B 4	4	105
309 LSA	FWA 186/25	MWM	TD 226-B 4	4	105
309	FWA 309	MWM	TD 226-B 4	4	105
309	FL119	KHD	BF4M1012EC	4	94
310 LSA	FWA 192	MWM	TD 226-4.2	4	105
310 LSA	FWA 192	MWM	TD 226-4.2	4	105
310 LSA	FWA 192	MWM	TD 226-B 4	4	105
310	FWA 310	MWM	TD 226-B 4	4	105
311 LSA	FWA 198	MWM	D 226-6.2	6	105
311	FWA 311	MWM	D 226-B 6	6	105
311 LSA	FWA 198	MWM	D 226-B 6	6	105
312	FWA 312	MWM	TD 226-B 6	6	105
312 LSA	FWA 199	MWM	D 226-B 6	6	105
409		KHD	BF 4 M 2013	4	98
410		KHD	BF 4 M 2013	4	98
411		KHD	BF 4 M 2013	4	98
<b>FAVORIT</b>					
1	FW 140	MWM	KD 412 D	3	105
2	FW 150	MWM	KD 412 D	3	105
3	FW 150	MWM	KD 210.5 V	4	95
3	FW 150	MWM	D 208-4	4	95
3 S	FW 165	MWM	D 225-4	4	95
3 SA	FWA 165	MWM	D 225-4	4	95
4	FW 180	MWM	D 225-6	6	95
4 S	FW 180	MWM	D 225-6	6	95
4 SA	FWA 180	MWM	D 225-6	6	95
10 S	FW 181	MWM	D 225-6	6	95
10 SA	FWA 181	MWM	D 225-6	6	95
11 S	FW 182	MWM	D 225-6	6	95
11 SA	FWA 182	MWM	D 225-6	6	95
12 SA	FWA 183	MWM	D 226-6	6	105
509	FWA 509	MWM	TD 226-B 4	4	105
510	FWA 510	MWM	TD 226-B 4	4	105
511	FWA 511	MWM	D 226-B 6	6	105
512	FWA 512	MWM	TD 226-B 6	6	105
514	FWA 514	MWM	TD 226-B 6	6	105

Tracteur Tractor		Moteur Engine		Cyl. Cyl.	Alésage Boring
Modèle Model	Série Serie	Marque Makes	Type Typ		
<b>FAVORIT</b>					
515	FWA515	MWM	TD 226-B 6	6	105
600 LS	FW 280	MWM	D 227-6	6	100
600 LSA	FWA 280	MWM	D 227-6	6	100
610 S	FW 181	MWM	D 225-6	6	95
610 SA	FW181	MWM	D 225-6	6	95
610 LS	FW 281	MWM	D 226-6	6	105
610 LS	FW 281	MWM	D 226-6.2	6	105
610 LS	FW 281	MWM	D 227-6	6	100
610 LSA	FWA 281	MWM	D 226-6	6	105
610 LSA	FWA 281	MWM	D 226-6.2	6	105
610 LSA	FWA 281	MWM	D 227-6	6	100
611 S	FW 182	MWM	D 226-6	6	105
611 SA	FW 182	MWM	D 226-6	6	105
611 LS	FW 282	MWM	D 226-6	6	105
611 LS	FW 282	MWM	D 226-6.2	6	105
611 LSA	FWA 282	MWM	D 226-6	6	105
611 LSA	FWA 282	MWM	D 226-6.2	6	105
611 LSA	FWA 382	MWM	D 226-6	6	105
611 LSA	FWA 382	MWM	TD 226-B 6	6	105
612 SA	FWA 184	MWM	D 226-6	6	105
612 LSA	FWA 283	MWM	D 226-6	6	105
612 LSA	FWA 283	MWM	D 226-6.2	6	105
612 LSA	FWA 383	MWM	TD 226-6	6	105
612 LSA	FWA 383	MWM	TD 226-B 6	6	105
614 SA	FWA 184	MWM	TD 226-6	6	105
614 LSA	FWA 284	MWM	TD 226-6	6	105
614 LSA	FWA 284	MWM	TD 226-6.2	6	105
614 LSA	FWA 384	MWM	TD 226-6	6	105
614 LSA	FWA 384	MWM	TD 226-B 6	6	105
615 LSA	FWA 285	MWM	TD 226-6	6	105
615 LSA	FWA 285	MWM	TD 226-6.2	6	105
615 LSA	FWA 385	MWM	TD 226-B 6	6	105
615 LSA	FWA 385	MWM	TD 226-B 6	6	105
622 LSA	FWA 291	MAN	D 2566 ME	6	125
626 LSA	FWA 292	MAN	D 2566 MTE	6	125
711	FL711	KHD	BF 6 M 2013	6	98
712	FL712	KHD	BF 6 M 2013	6	98
714	FL714	KHD	BF 6 M 2013C	6	98
716	FL716	KHD	BF 6 M 2013C	6	98
816	FWA 816	MAN	DO 826 TE 520	6	108
818	FWA 818	MAN	DO 826 TE 512	6	108
822	FWA 822	MAN	DO 826 TE 522	6	108
824	FWA 824	MAN	DO 826 TE 523	6	108
916	FWA 916	MAN	DO 826 LE 524	6	108
920	FWA 920	MAN	DO 826 LE 530	6	108
920	FWA 920	MAN	DO 826 LE 503	6	108
924	FWA 924	MAN	DO 826 LE 527	6	108
924	FWA 924	MAN	DO 826 LE 502	6	108
926	FWA 926	MAN	DO 826 LE 531	6	108
926	FWA 926	MAN	DO 826 LE 501	6	108
<b>PORTE OUTIL / HOLDERS</b>					
Porte outil	F 12 GT	MWM	AKD 112 E		98
Porte outil	F 220 GT	MWM	AKD 311 Z	2	95
Porte outil	F 225 GT	MWM	AKD 112 Z	2	100
Porte outil	F 230 GT	MWM	AKD 210.5 D	3	95
Porte outil	F 231 GT	MWM	D 308-3	3	100
Porte outil	F 231 GT	MWM	D 325-3	3	100
Porte outil	F 231 GT	MWM	D 327-3	3	100
Porte outil	F 250 GT	MWM	D 925 L 3	3	100

Les références des pièces sont indicatives.  
Nos pièces ne sont pas d'origine

Part numbers are quoted for reference purposes only.  
Our parts and accessories are not original.



**"THE RELIABLE SERVICE"**



## TABLEAUX D'IDENTIFICATION DES TRACTEURS ET MOTEURS TRACTOR AND ENGINE APPLICATION CHARTS

Tracteur Tractor		Moteur Engine		Cyl. Cyl.	Alésage Boring	Tracteur Tractor		Moteur Engine		Cyl. Cyl.	Alésage Boring
Modèle Model	Série Serie	Marque Makes	Type Typ			Modèle Model	Série Serie	Marque Makes	Type Typ		
<b>PORTE OUTIL / HOLDERS</b>						<b>KOMMUNAL</b>					
Porte outil Compact	F 255 GT	KHD	F 3 L 912 H	3	102	GT	F 231 GT	MWM	D 308-3	3	95
Porte outil Compact	F 255 GT	KHD	F 3 L 912 H	3	102	GT	F 231 GT	MWM	D 325-3	3	100
Porte outil Compact	F 275 GT	KHD	F 4 L 912 H	4	100	GT	F 250 GT	MWM	D 925 L 3	3	100
Porte outil Compact	F 275 GT	KHD	F 4 L 912 H	4	100	GT	F 255 GT	KHD	F 3 L 912 H	3	100
Porte outil Compact	F 275 GT II	KHD	F 4 L 913 H	4	102	GT	F 275 GT	KHD	F 4 L 912 H	4	100
Porte outil Compact	F 275 GT II	KHD	F 4 L 913 H	4	102	GT	F 275 GT II	KHD	F 4 L 913 H	4	102
Porte outil	F 345 GT	KHD	F 3 L 912 H	3	100	GT	F 275 GTA II	KHD	F 4 L 913 H	4	102
Porte outil	F 345 GTM	KHD	F 3 L 912 H	3	100	GT	FL 345	KHD	F 4 L 912 H	4	100
Porte outil	F 360 GT	KHD	F 3 L 913 H	3	102	GT	FL 360	KHD	F 3 L 913 H	3	102
Porte outil	F 360 GTF	KHD	F 3 L 913 H	3	102	GT	FL 365	KHD	F 3 L 913 H	3	102
Porte outil	F 360 GTH	KHD	F 3 L 913 H	3	102	GT	FL 380	KHD	F 4 L 913 H	4	102
Porte outil	F 365 GTA	KHD	F 4 L 912 H	4	100	GT	FLA 380	KHD	F 4 L 913 H	4	102
Porte outil	F 370 GT	KHD	F 4 L 912 H	4	100	<b>AGROBIL</b>					
Porte outil	F 370 GT II	KHD	F 4 L 913 H	4	102	S	821	KHD	F 4 L 912	4	100
Porte outil	F 370 GTA	KHD	F 4 L 912 H	4	100	<b>CHARGEUR / LOADER</b>					
Porte outil	F 370 GTA	KHD	F 4 L 913 H	4	102	TS 60	FW 259/01	MWM	D 226-4.2	4	105
Porte outil	F 380 GT	KHD	F 4 L 913 H	4	102	TS 65	FW 269/14	MWM	D 225-4	4	95
Porte outil	F 380 GTF	KHD	F 4 L 913 H	4	102	TS 65 A	FWA 269/34	MWM	D 225-4	4	95
Porte outil	F 380 GTH	KHD	F 4 L 913 H	4	102	TS 80	FWA 279/24	KHD	F 4 L 912	4	100
Porte outil	F 380 GTA	KHD	F 4 L 913 H	4	102	<b>XYLON</b>					
Porte outil	F 380 GHA	KHD	F 4 L 913 H	4	102	520	520	MAN	DO824LUE523	4	108
Porte outil	F 390 GTA	KHD	F 6 L 912	6	100	522	522	MAN	DO824LUE522	4	108
Porte outil	F 395 GTA	KHD	F 6 L 913	6	102	524	524	MAN	DO824LUE521	4	108
Porte outil	F 395 GHA	KHD	F 6 L 913	6	102	<b>MOISSONNEUSES-BATTEUSES / COMBINES</b>					
						5180		KHD	BF 6L 913	6	102
						5220		KHD	BF 6M 1013EC	6	108
						5250		KHD	BF 6M 1013ECP	6	108
						6300		KHD	BF 6M 1015	6	132
						6330		KHD	BF 6M 1015 C	6	132
						8300		KHD	BF 6M 1015 C	6	132
						8350		KHD	BF 6M 1015 C	6	132

Les références des pièces sont indicatives.  
Nos pièces ne sont pas d'origine



**"THE RELIABLE SERVICE"**



Part numbers are quoted for reference purposes only.  
Our parts and accessories are not original.

## TABLEAUX D'IDENTIFICATION DES MOTEURS ET TRACTEURS ENGINE AND TRACTOR APPLICATION CHARTS

Moteur <i>Engine</i>	Tracteur <i>Tractor</i>
<b>KHD</b>	
BF 4M 1012 E	Farmer 307
BF 4M 1012 EC	Farmer 308, 309
BF 4M 2013	Farmer 409, 410, 411
BF 6L 913	Moissonneuse-batteuse / <i>Combine</i> 5180
BF 6M 1013 EC	Moissonneuse-batteuse / <i>Combine</i> 5220
BF 6M 1013 ECP	Moissonneuse-batteuse / <i>Combine</i> 5250
BF 6M 1015	Moissonneuse-batteuse / <i>Combine</i> 6300
BF 6M 1015 C	Moissonneuses-batteuses / <i>Combines</i> 6330, 8300, 8350
BF 6M 2013	Favorit 711, 712
BF 6M 2013 C	Favorit 714, 716
F 3 L 912	Farmer 200 S/SA, 200 V/VA, 201 S/SA, 203 V/VA, 203 P/PA, 240 S, 250 S/SA, 250 V/A
F 3 L 912 H	F 255 GT, F 255 GT Compact, F 255 GT Kommunal, F 345 GT, F 345 GTM
F 3 L 913	Farmer 203 V/II, 203 VA/II, 203 P/II, 203 PA/II, 250 LE, 250 K/KA, 260 S/SA, 260 V/VA, 260 P/PA
F 3 L 913 H	F 360 GT, F 360 GTF, F 360 GTH, FL 360 Kommunal GT
F 4 L 912	Farmer 204 P/PA, 204 V/VA, Farmer 270 V/VA, 270 P/PA, Agrobil S, Chargeur TD 80 loader
F 4 L 912 H	F 275 GT, F 275 GT Compact, F 365 GTA, F 370 GT, F 370 GTA, F 275 GT Kommunal, FL 345 Kommunal
F 4 L 913	Farmer 205 P/PA, 275 SA, 275 V/VA, 280 P/PA
F 4 L 913 H	F 275 GT II, F 275 GT II Compact, F 370 GT, F 370 GTA, F 380 GT, F 380 GTF, F 380 GTH, F 380 GTA, F 380 GHA, F 275 GT II Kommunal, F 275 GTA II Kommunal, FL 380 Kommunal, FLA 380 Kommunal
F 6 L 912	F 390 GTA
F 6 L 913	F 395 GTA, F 395 GHA
<b>MAN</b>	
D 0824 LUE 521	Xylon 524
D 0824 LUE 522	Xylon 522
D 0824 LUE 523	Xylon 520
D 0826 LE 512	Favorit 818
D 0826 LE 522	Favorit 822
D 0826 LE 523	Favorit 824
D 0826 LE 524	Favorit 916
D 0826 LE 527	Favorit 924
D 0826 LE 530	Favorit 920
D 0826 LE 531	Favorit 926
D 0826 TE 520	Favorit 816
D 2566 ME	Favorit 622 LSA
D 2566 MTE	Favorit 626 LSA
<div style="border: 1px solid black; padding: 10px; width: fit-content; margin: 0 auto;"> <p><b>Pièces moteurs disponibles sur demande</b> <i>Motor parts available on request</i></p> </div>	
<b>MWM</b>	
AKD 112 E	F 12 GT
AKD 112 Z	Farmer 1, 1 Z, F 225 GT
AKD 210.5 D	F 230 GT
AKD 311 Z	F 220 GT
D 208-3	Farmer 2, 2 B, 2 D, 2 DE, 2 E, 2 S
D 208-4	Farmer 3 S, 4 S, 4 SA, Favorit 3
D 225-3	Farmer 103, 103 S/SA
D 225-4	Farmer 5 S/SA, 105 S/SA, 106 S/SA, Favorit 3 S/SA, Chargeur TS 65/A loader
D 225-4.2	Farmer 105 SA/LSA
D 225-6	Favorit 4/S/SA, 10 S/SA, 11 S/SA, 610 S
D 226-3	Farmer 102 S/SA, 103 S/SA, 104 S/SA, 105
D 226-3.2	Farmer 102 S/SA, 102 LS/LSA, 103 LS/LSA, 104 S/LS/SA/LSA, 303 LS/LSA, 304 LS/LSA
D 226-4	Farmer 105 S/SA, 106 S/SA, 108 S/SA
D 226-4.2	Farmer 105 S/LS, 106 S/LS/SA/LSA, 108 S/LS/SA/LSA, 305 LS/LSA, 306 LS/LSA, 308 LS/LSA, Chargeur TS 60 loader
D 226-6	Favorit 12 SA, 610 LS/LSA, 611 S/LS/LSA, 612 SA/LSA
D 226-6.2	Farmer 311 LSA, Favorit 610 LS/LSA, 611 LS/LSA, 612 LSA
D 226-B 4	Farmer 305 LS/LSA, 306 LSA
D 226-B 6	Farmer 311 LSA, 312 LSA, Favorit 511
D 227-4.2	Farmer 305 LS/LSA
D 227-6	Favorit 600 LS/LSA, 610 LS/LSA
D 308-3	F 231 GT, F 231 GT Kommunal
D 322-2	Farmer 1 Z
D 325-2	Farmer 1 E
D 325-3	Farmer 1 D, 102/S/SA, F 231 GT, F 231 GT Kommunal
D 327-3	F 231 GT
D 925 L 3	F 250 GT, F 250 GT Kommunal
K 12 Z	Farmer 1
KD 10.5 D	Farmer 2, 2 D
KD 110.5 D	Farmer 2, 2 D
KD 12 Z	Farmer 1
KD 210.5 V	Favorit 3
KD 412 D	Favorit 1, 2
TD 226-4.2	Farmer 309 LS/LSA, 310 LSA
TD 226-6	Favorit 612 LSA, 614 SA/LSA, 615 LSA
TD 226-6.2	Favorit 614 LSA, 615 LSA
TD 226-B 3	Farmer 304 LS/LSA, 307 /LS/LSA
TD 226-B 4	Farmer 308 /LS/LSA, 309 /LSA, 310 /LSA, Favorit 509, 510
TD 226-B 6	Farmer 312, Favorit 512, 514, 515, 611 LSA, 612 LSA, 614 LSA, 615 LSA

Les références des pièces sont indicatives.  
Nos pièces ne sont pas d'origine

Part numbers are quoted for reference purposes only.  
Our parts and accessories are not original.




## COUSSINETS ET BAGUES DE VILEBREQUIN CRANKSHAFT BEARINGS & SEALS


### Moteurs MWM / MWM engines



2



1-1 Avec épaulement / With flange



1-2 Epaisseurs latérales / Thrust washers



3

Moteur Engine	Type Type	Cyl. Cyl.	Jeu de coussinets de palier Main bearing set	Bague avant Front oil seal	Bague arrière Rear oil seal
D 208-3	208-3	3	<b>22/2-90 - 1-1 - Ø 65mm</b> (3 x F139.207.210.070 + 1 x F139.207.210.080)	<b>22/11-90</b> (F199.200.210.020 F281.201.210.010) 78 x 100 x 13mm	<b>22/13-91</b> (X550.174.902.000) 110 x 130 x 13mm
D 208-4	208-4	4	<b>22/2-91 - 1-1 - Ø 65mm</b> (4 x F139.207.210.070 + 1 x F139.207.210.080)		
D 225-3	225-3	3	<b>22/2-90 - 1-1 - Ø 65mm</b> (3 x F139.207.210.070 + 1 x F139.207.210.080)		
D 325-3	325-3	3	<b>22/2-90 - 1-1 - Ø 65mm</b> (3 x F139.207.210.070 + 1 x F139.207.210.080)		
D 225-4	225-4	4	<b>22/2-91 - 1-1 - Ø 65mm</b> (4 x F139.207.210.070 + 1 x F139.207.210.080)		
D 225-6	225-6	6	<b>22/2-92 - 1-1 - Ø 65mm</b> (6 x F139.207.210.070 + 1 x F139.207.210.080)		
D 226-3	226-3	3	<b>22/2-90 - 1-1 - Ø 65mm</b> (3 x F139.207.210.070 + 1 x F139.207.210.080)		
	226-3.2		<b>22/2-93 - 1-2 - Ø 70mm</b> (4 x F285.200.210.070 + 2 x F385.200.210.190)		
D 226-4	226-4	4	<b>22/2-91 - 1-1 - Ø 65mm</b> (4 x F139.207.210.070 + 1 x F139.207.210.080)		
	226-4.2		<b>22/2-94 - 1-2 - Ø 70mm</b> (5 x F285.200.210.070 + 2 x F385.200.210.190)		
D 226-6	226-6	6	<b>22/2-92 - 1-1 - Ø 65mm</b> (6 x F139.207.210.070 + 1 x F139.207.210.080)		
	226-6.2		<b>22/2-95 - 1-2 - Ø 70mm</b> (7 x F285.200.210.070 + 2 x F385.200.210.190)		
D 227-4	227-4	4	<b>22/2-91 - 1-1 - Ø 65mm</b> (4 x F139.207.210.070 + 1 x F139.207.210.080)		
	227-4.2		<b>22/2-94 - 1-2 - Ø 70mm</b> (5 x F285.200.210.070 + 2 x F385.200.210.190)		
D 227-6	227-6	6	<b>22/2-92 - 1-1 - Ø 65mm</b> (6 x F139.207.210.070 + 1 x F139.207.210.080)		
	227-6.2		<b>22/2-95 - 1-2 - Ø 70mm</b> (7 x F285.200.210.070 + 2 x F385.200.210.190)		

Les coussinets de palier sont disponibles en cote réparation 0.25mm - 0.50mm - 0.75mm - 1.00mm. Ajouter respectivement les suffixes A, B, C ou D.  
Main bearing sets are available in 0.25mm - 0.50mm - 0.75mm - 1.00mm undersize. Please add the suffix A, B, C or D respectively.

Les références des pièces sont indicatives.  
Nos pièces ne sont pas d'origine

Part numbers are quoted for reference purposes only.  
Our parts and accessories are not original.






## COUSSINETS ET BAGUES DE VILEBREQUIN CRANKSHAFT BEARINGS & SEALS


### Moteurs MWM / MWM engines



2



1-1 Avec épaulement / With flange



1-2 Epaisseurs latérales / Thrust washers



3

Moteur Engine	Type Type	Cyl. Cyl.	Jeu de coussinets de palier Main bearing set	Bague avant Front oil seal	Bague arrière Rear oil seal
TD 226-4	226-4.2	4	22/2-94 - 1-2 - Ø 70mm (5 x F285.200.210.070 + 2 x F385.200.210.190)	22/11-90 (F199.200.210.020) 78 x 100 x 13mm	22/13-91 (X550.174.902.000) 110 x 130 x 13mm
TD 226-6	226-6.2	6	22/2-95 - 1-2 - Ø 70mm (7 x F285.200.210.070 + 2 x F385.200.210.190)		
D 226-B 4	226-B 4	4	22/2-94 - 1-2 - Ø 70mm (5 x F285.200.210.070 + 2 x F385.200.210.190)		
D 226-B 6	226-B 6	6	22/2-95 - 1-2 - Ø 70mm (7 x F285.200.210.070 + 2 x F385.200.210.190)		
TD 226-B 3	226-B 3	3	22/2-93 - 1-2 - Ø 70mm (4 x F285.200.210.070 + 2 x F385.200.210.190)		
TD 226-B 4	226-B 4	4	22/2-94 - 1-2 - Ø 70mm (5 x F285.200.210.070 + 2 x F385.200.210.190)		
TD 226-B 6	226-B 6	6	22/2-95 - 1-2 - Ø 70mm (7 x F285.200.210.070 + 2 x F385.200.210.190)		

Les coussinets de palier sont disponibles en cote réparation 0.25mm - 0.50mm - 0.75mm - 1.00mm. Ajouter respectivement les suffixes A, B, C ou D.  
Main bearing sets are available in 0.25mm - 0.50mm - 0.75mm - 1.00mm undersize. Please add the suffix A, B, C or D respectively.

### Références d'origine des coussinets de palier en cotes réparation OEM numbers for undersized main bearings

Ø	Standard	0.25mm	0.50mm	0.75mm
65mm	F139.207.210.070	F139.207.210.310	F139.207.210.320	F139.207.210.330
65mm (A)	F139.207.210.080	F139.207.210.350	F139.207.210.360	F139.207.210.370
70mm	F285.200.210.070	F285.200.210.080	F285.200.210.090	F285.200.210.100
70mm (B)	F385.200.210.190	-	-	-

(A) Avec épaulement / With flange

(B) Epaisseurs latérales / Thrust washers

Les références des pièces sont indicatives.  
Nos pièces ne sont pas d'origine

Part numbers are quoted for reference purposes only.  
Our parts and accessories are not original.





**COUSSINETS ET BAGUES DE VILEBREQUIN**  
**CRANKSHAFT BEARINGS & SEALS**

**Moteurs KHD / KHD engines**



Moteur Engine	Cyl. Cyl.	1 Paire de coussinets de palier Main bearing pair	1 Paire d'épaisseurs latérales Thrust washer pair	2 Bague avant Front oil seal	3 Bague arrière Rear oil seal
F3L912, F3L912H, F3L913, F3L913H, F4L912, F4L912H, F4L913, F4L913H, F6L912, F6L913	6	<b>22/2-96</b> - Ø 70mm (F100.003.362.379)	Avant / Front <b>22/4-90 (A)</b> (F100.002.230.170 F100.002.230.181)  Arrière / Rear <b>22/4-91 (A)</b> (F148.200.210.010)	<b>22/11-91</b> (F148.200.210.090)	<b>22/13-90</b> (F148.200.210.030)

Les coussinets de palier sont disponibles en cote réparation 0.25mm - 0.50mm. Ajouter respectivement les suffixes A, B.  
Main bearing sets are available in 0.25mm - 0.50mm undersize. Please add the suffix A, B respectively.

(A) Les épaisseurs latérales sont disponibles en cote réparation 0.25mm - 0.50mm. Ajouter respectivement les suffixes A, B.  
Thrust washers are available in 0.25mm - 0.50mm oversize. Please add the suffix A, B respectively.

Références d'origine des coussinets de palier en cotes réparation  
OEM numbers for undersized main bearings

Ø	Standard	0.25mm	0.50mm
70mm	<b>22/2-96</b> (F100.003.362.379)	<b>22/2-96A</b> (F100.003.362.380)	<b>22/2-96B</b> (F100.003.362.381)

Références d'origine des épaisseurs latérales en cotes réparation  
OEM numbers for oversized Thrust washers

	<b>22/4-91</b> (F148.200.210.010)	<b>22/4-91A</b> (F100.002.230.172)	<b>22/4-91B</b> (F100.002.230.173)
	<b>22/4-90</b> (F100.002.230.170)	<b>22/4-90A</b> (F100.002.230.182)	<b>22/4-90B</b> (F100.002.230.183)

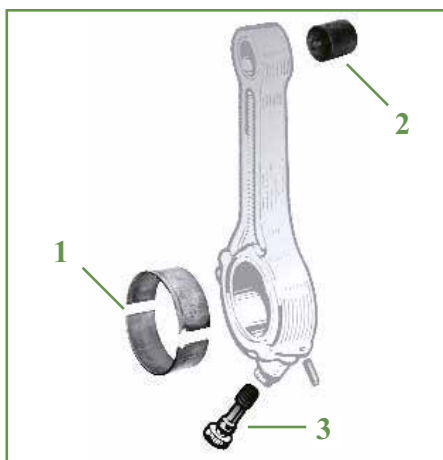
Les références des pièces sont indicatives.  
Nos pièces ne sont pas d'origine

Part numbers are quoted for reference purposes only.  
Our parts and accessories are not original.



## COUSSINETS ET BAGUES DE BIELLE CONROD BEARINGS & BUSHES

### Moteurs MWM / MWM engines



Moteur Engine	Type Type	Cyl. Cyl.	1 Paire de coussinets de bielle Main bearing set	2 Bague de bielle Small end bush	3 Boulon de bielle Conrod bolt			
D 208	208-3	3	<b>22/3-92</b> (F139.207.310.670) Ø 58mm	<b>22/28-92</b> (F139.200.310.140) Ø 32mm	<b>22/26-92</b> (F139.207.310.421)			
D 225	208-4	4						
	225-3	3						
	225-4	4						
	225-6	6						
D 325	325-3	3						
D 308	308-3	3						
KD10.5D	KD10.5D	3						
D 226	226-3	3				<b>22/3-93</b> (F285.200.310.140) Ø 63mm	<b>22/28-93</b> (F285.200.310.130) Ø 35 mm	
	226-4	4						
	226-6	6						
D 227	226-3.2	3	<b>22/3-92</b> (F139.207.310.670) Ø 58mm	<b>22/28-92</b> (F139.200.310.140) Ø 32mm				
	226-4.2	4						
	226-6.2	6	<b>22/3-93</b> (F285.200.310.140) Ø 63mm	<b>22/28-93</b> (F285.200.310.130) Ø 35 mm				
D 227	227-4	4						
	227-6	6						
TD 226	227-4.2	4						
	227-6.2	6						
D 226 B	226-4.2	4						
	226-6.2	6						
TD 226 B	226 B 4	4						
	226 B 6	6						
	226 B 3	3						
	226 B 4	4						
	226 B 6	6						

Les coussinets de bielle sont disponibles en cote réparation 0.25mm - 0.50mm - 0.75mm - 1.00mm. Ajouter respectivement les suffixes A, B, C ou D.  
Conrod bearing sets are available in 0.25mm - 0.50mm - 0.75mm - 1.00mm undersize. Please add the suffix A, B, C or D respectively.

### Coussinets de bielle en cotes réparation / Undersized conrod bearings

Ø	Standard	0.25mm	0.50mm	0.75mm
58	<b>22/3-92</b> F139.207.310.670	<b>22/3-92A</b> F139.207.310.680	<b>22/3-92B</b> F139.207.310.690	<b>22/3-92C</b> F139.207.310.700
	<b>22/3-93</b> F285.200.310.140	<b>22/3-93A</b> F285.200.310.150	<b>22/3-93B</b> F285.200.310.160	<b>22/3-93C</b> F285.200.310.170

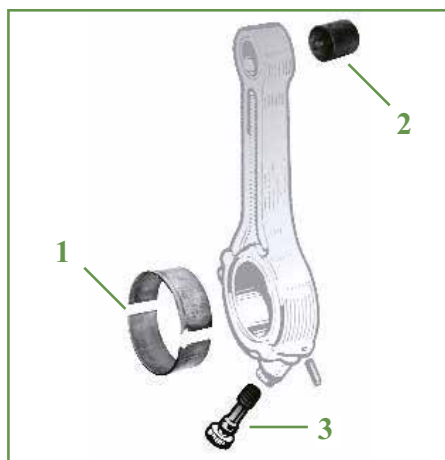
Les références des pièces sont indicatives.  
Nos pièces ne sont pas d'origine

Part numbers are quoted for reference purposes only.  
Our parts and accessories are not original.



## COUSSINETS ET BAGUES DE BIELLE CONROD BEARINGS & BUSHES

### Moteurs KHD / KHD engines



Moteur Engine	Cyl. Cyl.	1 Paire de coussinets de bielle Main bearing set	2 Bague de bielle Small end bush	3 Boulon de bielle Conrod bolt
BF6L913 (A) F3L912, F3L912H, F3L913, F3L913H, F4L912, F4L912H, F4L913, F4L913H, F6L912, F6L913	6	<b>22/3-90</b> (F148.200.310.030) Ø 60mm	<b>22/28-90</b> (F100.003.371.612) Ø 35mm	<b>22/26-90</b> (F100.004.157.075) Ø12 x 65mm

Les coussinets de bielle sont disponibles en cote réparation 0.25mm - 0.50mm - 0.75mm. Ajouter respectivement les suffixes A, B, ou C.  
Conrod bearing sets are available in 0.25mm - 0.50mm - 0.75mm undersize. Please add the suffix A, B, or C respectively.

(A) Deux montages possibles / 2 possible fittings

### Coussinets de bielle en cotes réparation / Undersized conrod bearings

Ø	Standard	0.25mm	0.50mm	0.75mm	1.00mm
58	<b>22/3-90</b> (F148.200.310.030)	<b>22/3-90A</b> (F100.002.137.754)	<b>22/3-90B</b> (F100.002.137.758)	<b>22/3-90C</b> (F100.002.137.762)	

### VOLANTS MOTEUR FLYWHEEL ASSY.



Tracteurs Tractors	Réf. Ref.	Ø
Farmer 307C, 308C, 309C 380GT, 390GT, 395GT	<b>22/296-8</b> (F119.200.310.190)	330mm
Farmer 303, 304, 305, 306, 307, 308, 309, 310, 311, 312 Favorit 511C	<b>22/296-9</b> (F178.200.310.020)	

### COURONNE DE DEMARRAGE FLYWHEEL GEAR



Tracteurs Tractors	Réf. Ref.	Ø int. Inner Ø
Moteur / Engine F3L912, F3L912H, F3L913, F3L913H, F4L912, F4L912H, F4L913, F4L913H, F6L912, F6L913	<b>22/15-24</b> (F100.002.131.081)	365mm

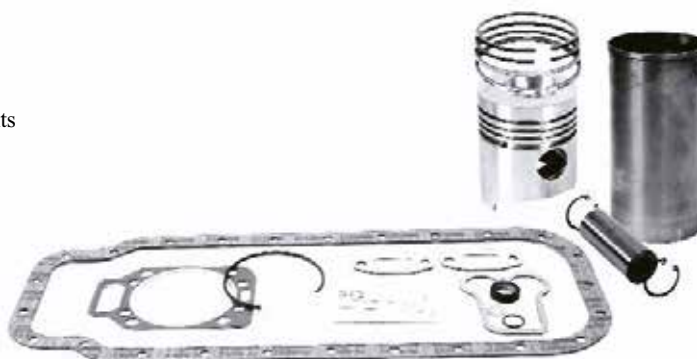
Les références des pièces sont indicatives.  
Nos pièces ne sont pas d'origine

Part numbers are quoted for reference purposes only.  
Our parts and accessories are not original.



## JEUX DE REVISION MOTEUR OVERHAUL KITS

- Comprenant :** Ensemble chemises-pistons avec joints  
Pochette rodage  
Joint de carter  
Tube de produit d'étanchéité
- Included :** *Kit sets with suitable sealing rings*  
*Top gasket set*  
*Sump gasket*  
*Sealant*



### Moteurs MWM - / MWM engines

Moteur Engine	Type Type	Cyl. Cyl.	Alésage Boring	Ø Axe Pin Ø	Référence Reference
D208	208-3	3	95	32	22/30-205
D208	208-4	4	95	32	22/30-206
D225	225-4	4	95	32	22/30-207
D225	225-6	6	95	32	22/30-208
D 226	226-3.2	3	105	35	22/30-209
D 226	226-4.2	4	105	35	22/30-210
D 226	226-6.2	6	105	35	22/30-211
D 227	227-4.2	4	100	35	22/30-212
D 227	227-6.2	6	100	35	22/30-213
D 325	325-3	3	95	32	22/30-214
D 226 B	226 B 6	6	105	32	22/30-215
TD 226-6	226-6	6	105	35	22/30-216
TD 226 B	226 B 6	6	105	35	22/30-217

### Moteurs KHD - / KHD engines

Moteur Engine	Type Type	Cyl. Cyl.	Alésage Boring	Ø Axe Pin Ø	Référence Reference
F3L912, F3L912H		3	100	35	22/30-218
F3L913, F3L913H		3	102	35	22/30-219
F4L912, F4L912H		4	100	35	22/30-220
F4L913, F4L913H		4	102	35	22/30-221
F 6L 912		6	100	35	22/30-222
F 6L 913		6	102	35	22/30-223

Les références des pièces sont indicatives.  
Nos pièces ne sont pas d'origine

Part numbers are quoted for reference purposes only.  
Our parts and accessories are not original.



**PISTONS, JEUX DE SEGMENTS & CHEMISES**  
**PISTONS, RING SETS & LINERS**

**Moteurs MWM / MWM engines**



					1	2	3	4	5
Moteur Engine	Type Type	Cyl. Cyl.	Ø axe Pin Ø	Type Type	Jeu Kit set	Piston & segments Piston & rings	Piston & axe Piston & pin	Jeu de segments Ring set	Cyl. / Chemise Cyl. / Liner
D 208	208-3 208-4	3 4	32	5A	22/31-210 (D)	22/32-210 (F231.201.310.012)		22/34-211 (F024.200.410.390, F024.200.410.400, F135.201.310.030, F150.204.310.030, F268.200.310.020)	22/35-210 (5A-E) (F150.204.210.030)
D 225	225-3 225-4 225-6	3 4 6	32	5A	22/31-211 (D)	22/32-211 (F120.203.310.050, F231.202.310.010)	22/33-211		22/35-211 (5A-E) (F180.200.210.110)
D 325	325-3	3	32	5C	22/31-212				22/35-212 (5C) (F120.203.210.110)
D 226	226-3 226-4 226-6	3 4 6	32	5B	Chemise finie Finished liner 22/31-213 Chemise semi-finie Semi finished liner 22/31-213S	22/32-213 (F183.200.310.010)	22/33-213	22/34-213 (F158.200.310.020, F183.200.310.030, F183.200.310.040, F199.204.310.020, F285.200.310.100, F311.200.310.010)	Chemise finie Finished liner 22/35-213 (5B) (F183.200.210.140, F385.200.210.240)
	226-3.2 226-4.2 226-6.2	3 4 6	35	5B	Chemise finie Finished liner 22/31-214 Chemise semi-finie Semi finished liner 22/31-214S	22/32-214 (F158.200.310.010)	22/33-214		Chemise semi-finie Semi finished liner 22/36-213 (5B)
D 227	227-4 227-6	4 6	32	5A	22/31-215 (D)	22/32-215	22/33-215	22/34-215 (F281.202.310.021, F281.202.310.040, F281.202.310.050)	22/35-215 (5A-E) (F281.202.210.020)
	227-4.2 227-6.2	4 6	35	5A	22/31-216 (D)	22/32-216 (F281.202.310.012)	22/33-216		
TD 226	226-4.2 226-6.2	4 6	35	5B	Chemise finie Finished liner 22/31-217 Chemise semi-finie Semi finished liner 22/31-217S	3 segments/ rings 22/32-217 (F285.200.310.231, F383.200.310.030)	3 segments/ rings 22/33-217	3 segments/ rings 22/34-217 (F158.200.310.020, F183.200.310.030, F285.200.310.100) 4 segments/ rings 22/34-213 (F158.200.310.020, F183.200.310.030, F183.200.310.040, F199.204.310.020, F285.200.310.100, F311.200.310.010)	Chemise finie Finished liner 22/35-213 (5B) (F183.200.210.140, F385.200.210.240) Chemise semi-finie Semi finished liner 22/36-213 (5B)

(D) Avec joints de chemise / With liner gaskets  
(E) Sans joints de chemise / Without liner gaskets

Les références des pièces sont indicatives.  
Nos pièces ne sont pas d'origine

Part numbers are quoted for reference purposes only.  
Our parts and accessories are not original.



**PISTONS, JEUX DE SEGMENTS & CHEMISES**  
*PISTONS, RING SETS & LINERS*

**Moteurs MWM / MWM engines**



					1	2	3	4	5
Moteur Engine	Type Type	Cyl. Cyl.	Ø axe Pin Ø	Type Type	Jeu Kit set	Piston & segments Piston & rings	Piston & axe Piston & pin	Jeu de segments Ring set	Cyl. / Chemise Cyl. / Liner
D 226 B	226 B 4 226 B 6	4 6	35	5A	22/31-219 (D)	22/32-219 (F199.201.310.030)		22/34-213 (F158.200.310.020, F183.200.310.030, F183.200.310.040, F199.204.310.020, F285.200.310.100 F311.200.310.010)	22/35-219 (5A-E) (F385.200.210.290)
TD 226 B	226 B 3 226 B 4 226 B 6	3 4 6	35	5A	22/31-220 (D)	22/32-220 (F199.204.310.010)	22/33-220		

(D) Avec joints de chemise / With liner gaskets  
(E) Sans joints de chemise / Without liner gaskets

**Moteurs KHD / KHD engines**

					1	2	3	4	5	6
Moteur Engine	Cyl. Cyl.	Ø axe Pin Ø	Type Type	Jeu Kit set	Piston & segments Piston & rings	Piston & axe Piston & pin	Jeu de segments Ring set	Cyl. / Chemise Cyl. / Liner	Epaisseur sous cyl. Shim under cyl.	
F3L912, F3L912H, F4L912, F4L912H, F6L 912	3 4 6	35	5C	4 segments/ rings 22/31-221	4 segments/ rings 22/32-221		4 segments/ rings 22/34-221  Perfect circle 22/34-221PC	22/35-221 (5C) (F100.004.157.756)	22/51-12 0.2mm	
				3 segments/ rings 22/31-222 (F100.004.154.891)		3 segments 3 rings 22/33-222	3 segments/ rings 3+2+3.5 22/34-222 (F207.200.310.010)		22/51-13 0.5mm	
						3 segments/ rings 3+2.5+5 22/34-224 (F100.004.156.566)	22/51-14 0.8mm			
F3L913, F3L913H, F4L913, F4L913H, F6L 913	3 4 6	35	5C	3 segments/ rings 22/31-223 (F100.004.157.748)		3 segments 3 rings 22/33-223	3 segments/ rings 22/34-223 (F100.004.152.185)	22/35-223 (5C) (F100.004.156.586)	22/51-15 1mm	

Les composants de nos kits ne doivent pas être mélangés à des composants plus anciens.  
*The components within these kits should not be mixed with older components.*

Les références des pièces sont indicatives.  
Nos pièces ne sont pas d'origine

Part numbers are quoted for reference purposes only.  
Our parts and accessories are not original.

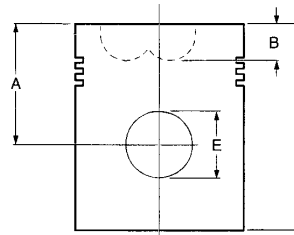
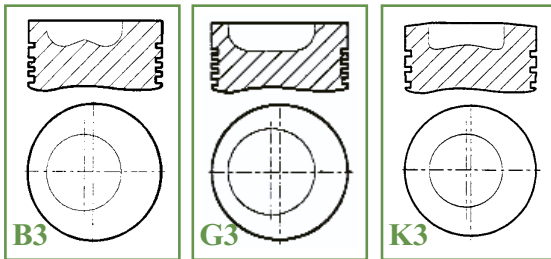


**"THE RELIABLE SERVICE"**





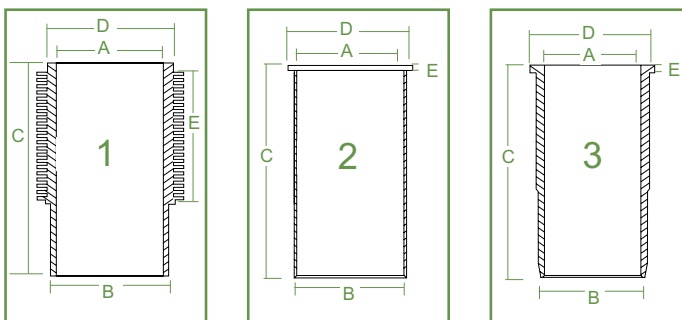
## PISTONS PISTONS



- A : Hauteur de compression  
*Compression height*  
B : Profondeur de la chambre de combustion  
*Combustion bowl depth*  
D : Hauteur totale  
*Overall length*  
E : Diamètre et longueur de l'axe de piston  
*Gudgeon pin diameter and length*

Références <i>References</i>	Alésage <i>Boring</i>	Type	Nbre de segments <i>N° of rings</i>	Al-fin <i>Al-fin</i>	A <i>(mm)</i>	B <i>(mm)</i>	D <i>(mm)</i>	E <i>(mm)</i>
22/32-210	95mm	B3	4	Oui / Yes	60	20.5	113	32
22/33-211					59.8	17.5		
22/33-213	105mm				19.8	112.8		
22/33-214					60.4		20.25	
22/33-215	100mm				18.9	112.8	35	
22/33-216					60.4		19.1	
22/33-217	105mm	G3	3	Non / No	66.4	20.8	102.4	35
22/32-219		B3			21.7			
22/33-220		75.3			19.5	122.4		
22/32-221	100mm	K3	4	Non / No	71.8		19.9	
22/33-222			3		Oui / Yes	69.1	19.5	
22/33-223	102mm							

## CYLINDRES & CHEMISES LINERS



- A : Alésage (mm)  
*Nominal bore diameter (mm)*  
B : Diamètre extérieur (mm)  
*Outside diameter (mm)*  
C : Hauteur totale (mm)  
*Overall length (mm)*  
D : Diamètre colerette (mm)  
*Flange diameter*  
E : Hauteur des ailettes ou colerette (mm)  
*Fin height (mm)*

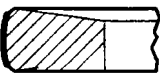
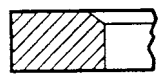
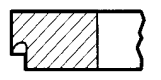
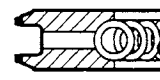
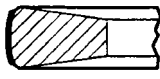
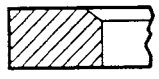
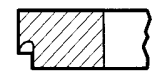
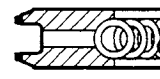

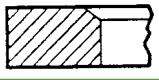

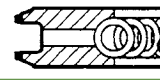



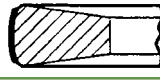
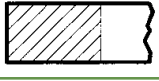
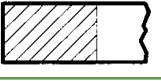
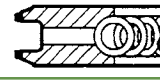









Références <i>References</i>	OEM <i>OEM</i>	Type <i>Type</i>	A <i>(mm)</i>	B <i>(mm)</i>	C <i>(mm)</i>	D <i>(mm)</i>	E <i>(mm)</i>
22/35-210	F150.204.210.030	3	95	105.95	200	114	8.1
22/35-211	F180.200.210.110				212		8
22/35-212	F120.203.210.110	1	105	106.00	214	101	131 + 5.1
22/35-213	F183.200.210.140	2	100	112.95	212	119	8 + 0.5
22/35-215	F281.202.210.020	3	105	115.00	213	123	8 + 1
22/35-219	F385.200.210.240		100	110.00	222	120	137.30
22/35-221	F100.004.157.756	1	102				
22/35-223	F100.004.156.586						

Les références des pièces sont indicatives.  
Nos pièces ne sont pas d'origine

Part numbers are quoted for reference purposes only.  
Our parts and accessories are not original.



## JEUX DE SEGMENTS RING SETS

Réf. Réf.	Alésage Bore Ø								
22/34-211	95	CK	 3.00	P3	 3.00	N1	 3.00	CBEH	 5.00
22/34-213	105	CK1	 3.00	P3	 2.00	N1	 2.00	CBEH	 4.00
22/34-215	100	CK3	 3.00	P3	 2.00	N1	 2.00	CBEH	 4.00
22/34-217	105	CK1	 3.00	P3	 2.00	CBEH	 4.00		
22/34-221	100	CK1	 3.00	P1	 2.50	P1	 2.50	CBEH	 5.00
22/34-222	100	CK3	 2.76	CT5	 2.00	CBEH	 3.50		
22/34-223	102	MK3	 2.94	P3	 2.55	CBEH	 5.00		
22/34-224	100	CK3	 2.94	CT5	 2.55	CBEH	 5.00		

CK : Trapézoïdal latéral haut chromé / *Chrome plated keystone top*

CK1 : Trapézoïdal bilatéral chromé / *Chrome plated keystone*

CK3 : Trapézoïdal bilatéral chromé chanfrein intérieur en haut / *Chrome plated keystone internally bevelled top*

CT5 : Portée conique chromé épaulement intérieur en bas / *Chrome plated taper faced internally bevelled bottom*

P1 : Rectangulaire / *Parallel faced plain*

P3 : Rectangulaire chanfrein intérieur en haut / *Parallel faced internally bevelled top*

MK3 : Trapézoïdal bilatéral molybdène chanfrein intérieur en haut / *Molybdenum coated keystone internally bevelled top*

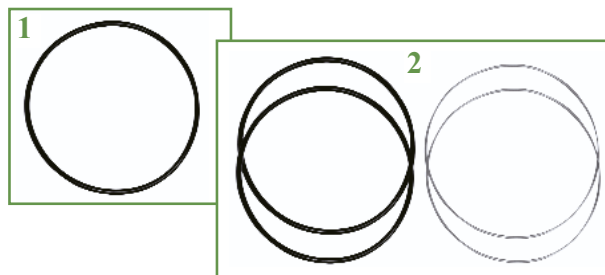
N1 : Bec d'aigle / *Napier - externally stepped bottom with single hook*

CBEH : Chromé chanfreiné avec ressort hélicoïdal / *Chrome plated bevelled edge with helical coil spring*

## JOINTS DE CHEMISE LINER GASKETS

### Moteurs MWM - Refroidissement par eau / *MWM engines - Water cooled*

Moteur Engine	Réf. Ref.	Fig. Fig.	OEM OEM	Dimension Size
D 208 D225	22/37-8 (Par pièce 1 part)	1	X548.987.466.000	104 x 4mm
D 227	22/37-9 (Par pièce 1 part)	1	F281.202.210.030	112 x 4mm (2 par chemise 2 for each liner)
D 226 B 6	22/37-10 (Jeu de 4 Set of 4)	2	2 x F170.200.210.030 2 x F385.200.210.030	116 x 4mm 114 x 1.5mm



Les références des pièces sont indicatives.  
Nos pièces ne sont pas d'origine

Part numbers are quoted for reference purposes only.  
Our parts and accessories are not original.



**SOUPAPES & PIÈCES CONNEXES**  
**CYLINDER HEAD PARTS**

**Moteurs MWM / MWM engines**



	1	2	3	4	5
Moteur Engine	Soupape adm. Inlet valve	Soupape échap. Exhaust valve	Ressort Spring	Guide Guide	Paire de clavettes Cotter pair
D 208 D 225 D 325	<b>22/42-47</b> (F238.200.210.040, F139.207.210.520) A = 38mm	<b>22/43-47</b> (F238.200.210.030, F139.207.210.490) A = 35mm	<b>22/45-47</b> (F139.207.210.180)	<b>22/41-47</b> (F139.207.210.230)	<b>22/46-47</b> (F139.207.210.500, F024.200.410.320)
D 226 D 227	<b>22/42-48</b> (F183.200.210.080) A = 41mm	<b>22/43-48</b> (F183.200.210.070) A = 38mm			
TD 226-4.2	<b>22/42-54</b> (F285.200.210.230) A = 42mm - 30°	<b>22/43-54</b> (F285.200.210.200) A = 38mm - 45°	<b>22/45-47</b> (F139.207.210.180)	Adm. / Inlet <b>22/41-48</b> (F285.200.210.160) Echapp. / Outlet <b>22/41-47</b> (F139.207.210.230)	
D 226 B	<b>22/42-53</b> (F199.200.210.040) A = 47mm - 45°	<b>22/43-53</b> (F199.200.210.050) A = 43mm - 45°	<b>22/45-56</b> (F284.201.011.020) +	Adm. / Inlet <b>22/41-49</b> (F384.200.210.020)	
TD 226 B	<b>22/42-55</b> (F384.200.210.090) A = 47mm - 30°	<b>22/43-55</b> (F385.200.210.150) A = 43mm - 30°	<b>22/45-57</b> (F284.201.011.010)	Echapp. / Outlet <b>22/41-50</b> (F384.200.210.030)	

**COUVERCLE CACHE SOUPAPES / VALVE COVER**

D226, D227, TD226, D325, D327

**22/6306-2**  
(F238.200.210.070)



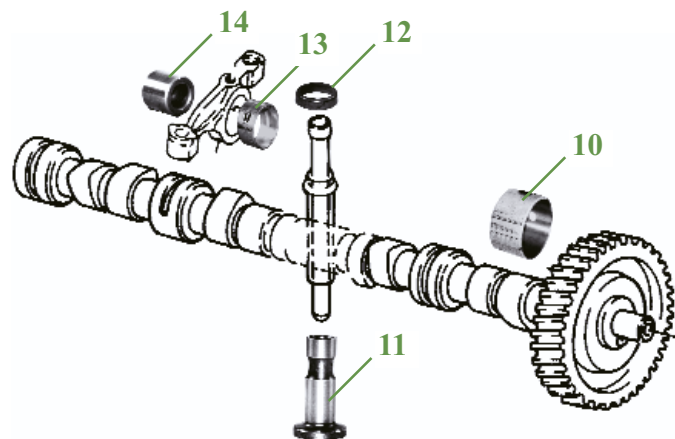
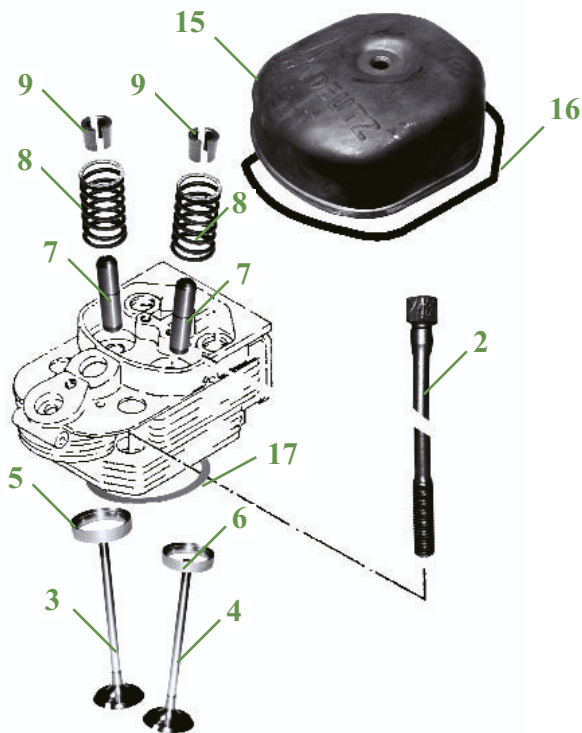
Les références des pièces sont indicatives.  
Nos pièces ne sont pas d'origine

Part numbers are quoted for reference purposes only.  
Our parts and accessories are not original.



**SOUPAPES & PIÈCES CONNEXES**  
**CYLINDER HEAD PARTS**

**Moteurs KHD - / KHD engines**




Moteurs Engines	Fig. Fig.	Réf. Ref.	OEM OEM	Désignation Description
F3L912, F3L912H, F3L913, F3L913H, F4L912, F4L912H, F4L913, F4L913H, F6L912, F6L913	1	22/40-42	F100.002.239.765	Culasse complète / Complete cylinder head
	2	22/6302-41	F100.004.151.904	Goujon de culasse / Cylinder head bolt
	3	22/42-74	F100.002.236.960 F100.002.137.301	Soupape d'admission / Inlet valve
	4	22/43-74	F205.200.210.010 F100.002.237.221	Soupape d'échappement / Exhaust valve
	5	22/47-74	F100.002.137.302	Siège d'admission / Valve insert inlet
	6	22/48-74	F100.002.137.306	Siège d'échappement / Valve insert exhaust
	7	22/41-74	F100.002.232.528	Guide de soupape / Valve guide
	8	22/45-74	F100.003.369.305	Ressort de soupape / Valve spring
	9	22/46-74	F100.001.168.817 (x2), F100.002.237.221 (x2)	Paire de clavettes / Cotter pin (pair)
	10	22/56-74	F100.003.367.789	Bague d'arbre à cames / Cam shaft bush
	11	22/54-74	F100.003.371.885	Poussoir / Tappet
	12	22/6303-74	F100.002.232.840	Joint de tube / Shaped seal
	13	22/6304-74	F100.002.237.661	Bague de culbuteur / Rocker arm bush
	14	22/6305-74	F100.002.237.665	Douille de culbuteur / Rocker arm sleeve
	15	22/6306-74	F100.004.156.941	Boîtier cache-soupapes / Rocker arm cover
	16	22/74-74	F100.004.157.234 F100.003.371.692	Joint de cache-soupapes / Rocker cover gasket
	17	22/73-170	F390.200.210.130	Anneau intermédiaire 1mm / Cyl. head ring 1mm

Les références des pièces sont indicatives.  
Nos pièces ne sont pas d'origine

Part numbers are quoted for reference purposes only.  
Our parts and accessories are not original.




## POMPES A HUILE OIL PUMPS



Tracteurs Tractors	Moteur Engine	Fig.	Pompe à huile Oil pump	Aspiration Aspiration
<b>Moteurs MWM / MWM engines</b>				
Farmer 102, 103, 104, 303, 304, 307 F231GT	D226-3.2, TD226-B3, D308-3, D325-3, D327-3,	1	<b>22/90-62</b> (F180.200.310.110)	Ø 29mm
Farmer 105, 106, 108, 305, 306, 308, 309, 310, 311, 312 Favorit 509, 510, 511, 512, 514, 515, 611, 6121, 614, 615	D226-4.2, D226-B4, D227-4.2, D227-B4, TD226-4.2, TD226-B4, D226-B6, TD226-B6	2	<b>22/90-63</b> (F184.230.310.080, F284.230.310.080)	Ø 26mm
			<b>22/90-74</b>	Ø 36mm
<b>Moteurs Deutz / Deutz engines</b>				
Farmer 200, 201, 203, 240, 250, 260, 270 F255GT, F275GT, F345GT, F350GT, F360GT, F365GT, F370GT	F3L912, F3L912H, F3L913, F3L913H, F4L912, F4L912H	3	<b>22/90-64</b> (F100.001.216.500, F100.004.157.010, F206.200.510.010)	M28x1.5
Farmer 205, 270, 275, 280 F275GT, F365GT, F370GT, F380GT	F4L912, F4L913, F4L913H		<b>22/90-65</b> (F100.004.157.676, F149.200.510.020, F207.200.510.010, F208.200.510.010)	M33x2

## JOINTS DE MOTEUR ENGINE GASKET SETS

### Moteurs MWM - Refroidissement par air / MWM engines - Air cooled



	1	2	3	4	5
Moteur Engine	Pochette rodage Top gasket set	Pochette complémentaire Bottom gasket	Joint de culasse Cyl. head gasket	Joint cache-soupape Rocker cover gasket	Joint de carter Sump gasket
AKD112D	22/71-167 (A-C)				
D 325	22/71-168 (A-C)			22/74-168 (A) (F238.200.210.060, F238.200.210.061)	3 cyl. 22/75-168 (F139.207.210.060)
D 327	22/71-169 (A-C)				

(A) Pour 1 cylindre / For 1 cylinder  
(C) Avec joints de chemise / With liner gaskets

Les références des pièces sont indicatives.  
Nos pièces ne sont pas d'origine

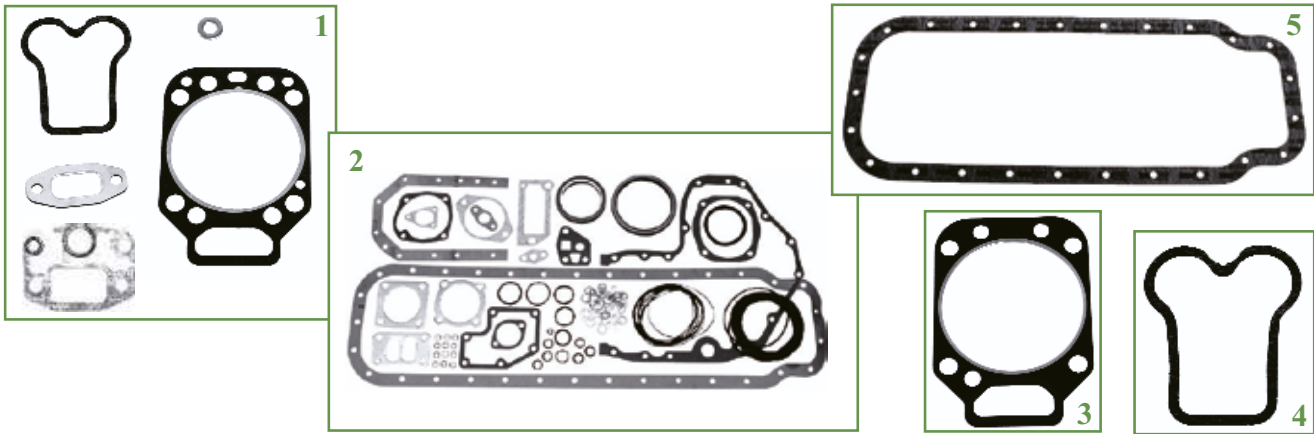
Part numbers are quoted for reference purposes only.  
Our parts and accessories are not original.












**JOINTS DE MOTEUR  
ENGINE GASKET SETS**

**Moteurs MWM - Refroidissement par eau / MWM engines - Water cooled**



	1	2	3	4	5
Moteur Engine	Pochette rodage Top gasket set	Pochette complém. Bottom gasket	Joint de culasse Cyl. head gasket	Joint cache-soupape Rocker cover gasket	Joint de carter Sump gasket
D208-3 D208-4 D225-3 D225-4 D225-4.2 D225-6	22/71-171 (A)		 22/73-100 (F139.207.210.030, F139.207.210.031) Ep. / Thickn. 0.95mm		
D226-3 D226-4 D226-6	22/71-172 (A)		 22/73-101 (F183.200.210.052) Ep. / Thickn. 0.95mm		
D 226-3.2 D 226-4.2 D 226-6.2 TD 226-3.2 TD 226-4.2 TD 226-6.2	22/71-173 (A)		 22/73-103 (F138.211.210.040 F138.211.210.060) Ep. / Thickn. 1.4mm	22/74-168 (F238.200.210.060, F238.200.210.061)	3 cyl. 22/75-168 (F139.207.210.060)
D 227-4 D 227-6	22/71-174 (A-B)		 22/73-174 (F184.230.210.111) Ep. / Thickn. 0.9mm		4 cyl. 22/75-174 (F150.204.210.060, F178.200.010.010)
D 227-4.2 D 227-6.2	22/71-175 (A-B)		 22/73-102 (F281.202.210.040) Ep. / Thickn. 1.4mm		6 cyl. 22/75-175 (F180.200.210.040)
D 226 B TD 226 B	22/71-176 (A-B)		 22/73-176 (F385.202.210.010) Ep. / Thickn. 1.4mm	22/74-176 (F385.200.210.170, F385.200.210.171)	
D 226 B 6 TD 226 B 6		22/72-176			

(A) Pour 1 cylindre / For 1 cylinder  
(B) Sans joints de chemise / Less liner gaskets

Joint de collecteur voir page 33 / Manifold gaskets see page 33

Les références des pièces sont indicatives.  
Nos pièces ne sont pas d'origine

Part numbers are quoted for reference purposes only.  
Our parts and accessories are not original.

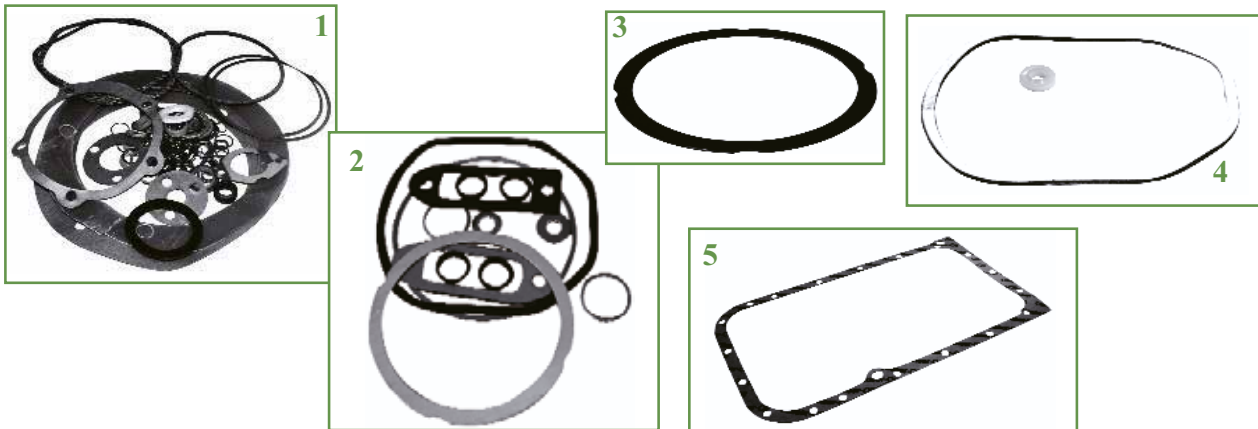


**"THE RELIABLE SERVICE"**



## JOINTS DE MOTEUR ENGINE GASKET SETS

### Moteurs Deutz / Deutz engines



	1	2	3	4	5
Moteur Engine	Pochette complète Complete gasket set	Pochette rodage Top gasket set	Joint de culasse Cyl. head gasket	Joint cache-soupape Rocker cover gasket	Joint de carter Sump gasket
F3L 912	<b>22/70-170</b> (F100.002.910.182)	<b>22/71-170 (A)</b>	<b>22/73-170</b> (F390.200.210.130)	<b>22/74-74</b> (F100.004.157.234, F100.003.371.692)	<b>22/75-170</b> (F100.003.362.573)
F3L 913	<b>22/70-171</b> (F206.200.210.020)				
F4L 912	<b>22/70-172</b> (F100.002.910.183)				
F4L 913	<b>22/70-173</b> (F149.200.210.050)				
F6L 912	<b>22/70-174</b> (F390.200.210.030)				
F6L 913	<b>22/70-175</b> (F395.200.210.080)				
					<b>22/75-171</b> (F100.003.362.574)
					<b>22/75-172</b> (F100.001.007.910)

(A) Pour 1 cylindre / For 1 cylinder

## BOUCHONS DE REMPLISSAGE D'HUILE OIL FILLER CAP

Tracteurs Tractors	Fig. Fig.	Réf. Ref.	OEM OEM	Désignation Description
Moteurs MWM engines		<b>22/85-14</b>	F022.200.210.140 + X548.891.266.000	Bouchon + joint Cap + seal
Moteurs KHD engines		<b>22/85-15</b>	F100.001.216.293	

Les références des pièces sont indicatives.  
Nos pièces ne sont pas d'origine

Part numbers are quoted for reference purposes only.  
Our parts and accessories are not original.



## BOUGIES DE PRECHAUFFAGE HEATER PLUGS



Montage Fitting	Fig. Fig.	Référence Reference	Type Type	OEM OEM	Filet Thread
D 208, D 225, D 325	1	22/60-35	129MJ 9.5V 10A	F238.900.020.130	M14 x 1.5
Bosch	2	22/60-36	138G		7/8"-14 UNF
CAV	3	22/60-37	154GS - GF154 12V 18A	F278.201.090.030	7/8" -14 UNF
Moteur KHD engine 912, 913	4	22/60-38	GF169 9.5V 20A	X830.030.126.000 F100.001.161.134 G205.200.181.010	M20 x 1.5
Favorit Série 600 series	5	22/60-33	Beru 0101223457 3928189 12V	F716.201.180.060	M20 x 1.5 M10 x 1.0
Favorit Séries 800, 900 series	6	22/60-34	Beru 0101223453 12V	G816.200.180.020	M20 x 1.5 M10 x 1.0

## BOUCHONS DE RÉSERVOIR TANK CAPS



Tracteurs Tractors	Fig. Fig.	Réf. Ref.	OEM OEM	Désignation Description
Farmer séries 100, 200, 300 series Favorit séries 500, 600 series F231GT, F345GT, F350GT, F360GT, F365GT, F370GT, F380GT, F390GT, F395GT	1	22/105-27	X810.110.050.000 G138.204.060.010	Ø 90 ext. - Ø 60 int. - ventilé Ø 90 out. - Ø 60 inn. - ventilated
	2	22/105-26	G178.200.060.010	Ø 90 ext. - Ø 60 int. - ventilé - verrouillable Ø 90 out. - Ø 60 inn. - ventilated - lockable
Farmer série 400 series Favorit séries 700, 900 series	1	22/105-21	G411.201.060.120	Ø 115 ext. - Ø 80 int. - ventilé Ø 115 out. - Ø 80 inn. - ventilated
	2	22/105-24	F411.201.060.070	Ø 115 ext. - Ø 80 int. - ventilé - verrouillable Ø 115 out. - Ø 80 inn. - ventilated - lockable
Farmer séries 300, 400 series Favorit séries 700, 900 series	3	22/105-22	G411.201.060.110	Ø 95 ext. - Ø 59 int. - à visser Ø 92 out. - Ø 59 inn. - spin on
	4	22/105-23	F411.201.060.080	Ø 92 ext. - Ø 59 int. - à visser - verrouillable Ø 92 out. - Ø 59 inn. - spin on - lockable
Farmer série 300 series Favorit séries 500, 800, 900 series	1	22/105-25	G524.200.061.020	Ø 85 ext. - Ø 60 int. - Non ventilé Ø 85 out. - Ø 60 inn. - Not ventilated
Xylon 520, 522, 524	2	22/105-28	G524.200.061.030	Ø 85 ext. - Ø 60 int. - Non ventilé - verrouillable Ø 85 out. - Ø 60 inn. - Not ventilated - lockable


Les références des pièces sont indicatives.  
Nos pièces ne sont pas d'origine

Part numbers are quoted for reference purposes only.  
Our parts and accessories are not original.





## POMPES D'ALIMENTATION FUEL PUMPS



Tracteur Tractor	Moteur Engine	Fig. Fig	Pompe d'alimentation Fuel pump	OEM OEM	Remarque Observation	Kit de rép. Repair kit
<b>Moteurs MWM Engines</b>						
Farmer séries 100, 300 series Favorit 614, 615 F231GT	D 208, D 225, D 226, TD 226,	1	22/100-75	F150.204.710.012 F208.200.710.030	Fixation 3 trous Fitting 3 holes	
Farmer 5S, 105, 106, 108	D 227, D 325	2	22/100-76	F278.201.710.400	Fixation 2 trous Fitting 2 holes	22/101-76
Favorit 611, 612, 614, 615	D 226, D226B	3	22/100-77	F281.201.710.010	Pompe à piston Piston pump	
Farmer 307, 308, 309, 310, 311, 312 Favorit 509, 510, 511, 512, 514, 515	TD 226, TD226B	4	22/100-80	F312.200.710.041	Fixation 2 trous Fitting 2 holes	
<b>Moteurs Deutz Engines</b>						
Favorit 711, 712, 714, 716	BF6M2013 BF6M2013C	5	22/100-87	F716.200.710.010	Entraînement par courroie Belt drive	
Farmer 240, 250, 260, 270, 275, 280, F345GT, F350GT, F360GT, F365GT, F370GT, F380GT, F390GT, F395GT	FL912 FL913	1	22/100-75	F150.204.710.012 F208.200.710.030	Fixation 3 trous Fitting 3 holes	
<b>Moteurs MAN Engines</b>						
Favorit 816, 818, 822, 916, 920 Xylon 520, 522, 524		6	22/100-73	F824.200.710.520 F920.200.710.030	Fixation 2 trous Fitting 2 holes	
Favorit 824, 924, 926		7	22/100-91	F926.200.710.250 F926.200.710.330	Pompe à piston Piston pump Fixation 3 trous Fitting 3 holes	

## CABLES D'ARRET / STOP CABLES

Tracteur Tractor	Réf Ref.	OEM OEM	Lg.
Farmer 102, 103, 104	22/107-24	H238.208.010.010	1000mm
Farmer 5S, 105, 106, 108	22/107-25	H278.201.010.020	1180mm



Les références des pièces sont indicatives.  
Nos pièces ne sont pas d'origine

Part numbers are quoted for reference purposes only.  
Our parts and accessories are not original.





**NEZ D'INJECTEUR  
INJECTOR NOZZLES**



Tracteurs <i>Tractors</i>	Moteur <i>Engine</i>	Référence <i>Reference</i>	N° du nez <i>Nozzle N°</i>	OEM <i>OEM</i>
<b>Moteurs MWM Engines</b>				
F12	AKD112E	<b>22/117-181</b>	DNOSD 126 0434250002	F112.200.710.630
Farmer 102, 103, 104, 105, 106, 108, 5S Favorit 600, 610, 611, 612 F231GT	D 208, D 225, D 226, D 325, D 227	<b>22/117-79</b>	DLL150S393 0433270114	F131.204.710.200
Farmer 105, 106, 108, 5S	D 225, D 226	<b>22/117-182</b>	BDLL150S6741 5621789	F278.201.710.060
Farmer 102, 103, 104, 105, 303, 304, 305, 306, 308, 311 Favorit 611 F231GT	D 226-*.2 TD 226-*.2	<b>22/117-81</b>	DLLB150S821 0433271846	F278.203.710.030
Favorit 614, 615	D 226 B TD 226 B	<b>22/117-82</b>	DLLA151S972 0433271790	
Farmer 309, 310 Favorit 612, 614, 615	D 226 B TD 226 B	<b>22/117-83</b>	DLLB151S854 0433271828	F184.230.710.162
Farmer 311, 312 Favorit 615	D 226 B TD 226 B	<b>22/117-180</b>	DLLA152S1180 0433271691	F199.200.710.030
Farmer 304, 307, 308, 309, 310 Favorit 611, 612, 614, 615	D 226 B TD 226 B	<b>22/117-185</b>	DLLA151S985 0433271782	F385.200.710.080
Farmer 307, 308, 309, 310, 311, 312 Favorit 509, 510, 511, 512, 514	D 226 B TD226 B	<b>22/117-174</b>	DLLA152S1184 0433271688	F312.200.710.030
<b>Moteurs Deutz Engines</b>				
Farmer 240S, 250S/V, 260P/S/V, 270P/V, 275S/V, 280P, F345GT, F360GT, F365GT, F380GT	FL912, FL913	<b>22/117-184</b>	DLLA 149S774 0433271376 5621921	F100.004.152.901
		<b>22/117-173</b>	DLLA 150P145	F395.200.710.160
Favorit 409, 410, 411, 412, 711, 712, 714, 716	BFM2013	<b>22/117-204</b>		F716.200.710.040
		<b>22/117-205</b>		F716.201.710.370
<b>Moteurs MAN Engines</b>				
Favorit 816, 818, 822, 824, 916, 920, 924, 926 Xylon 520, 522, 524	Moteurs Man Engines	<b>22/117-183</b>	DLLA 134P 180 0433171159	F824.200.710.030
Favorit 815, 817	Moteurs Man Engines	<b>22/117-205</b>		F716.201.710.370

Joint d'injecteurs (par 10)  
*Injectors gasket (per 10)*

**22/118-15**  
(9.2x20.5x2.2)



Les références des pièces sont indicatives.  
Nos pièces ne sont pas d'origine

*Part numbers are quoted for reference purposes only.  
Our parts and accessories are not original.*



**POMPES A EAU**  
**WATER PUMPS**

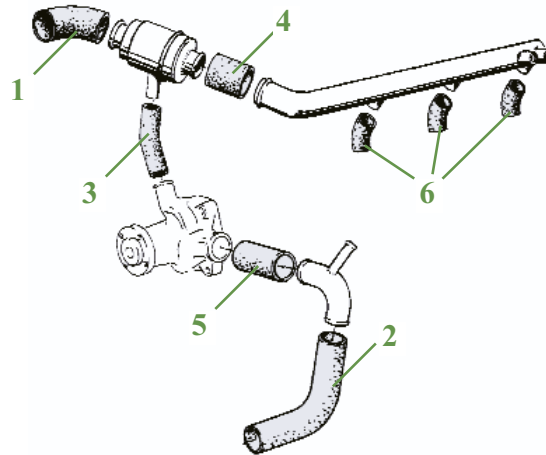
Tracteurs <i>Tractors</i>	Moteur <i>Engine</i>	Illustration <i>Illustration</i>	Pompe à eau <i>Water pump</i>	Jeu de rép. <i>Repair kit</i>
<b>Moteurs MWM Engines</b>				
Farmer 2, 2E, 2D, 2S, 3S, 4S, 5D Fix 2	KD 110-5 D 208-3 D 208-4		<b>22/130-191</b> (F139.200.610.110) <i>Axe conique</i> <i>Conical shaft</i>	
Farmer séries 100, 300 series, Favorit série 600 series (1970 ⇔ 1990)	D 208 D 226 D 227 TD226		<b>22/130-223</b> (F281.200.610.010 622.607.310.069)	<b>22/131-223</b> (F281.200.610.030) <i>Presse étoupe / Seal</i> Ø 37mm
			<b>22/130-224</b> (Econom.)	<b>22/131-224</b> <i>Presse étoupe / Seal</i> Ø 35mm
Farmer série 300 series <i>Avec Airco / With Airco</i>	D 226-* 2 D 227-* 2 D 226B TD 226B		<b>22/130-225</b> (F382.200.610.010 F382.200.310.011, 622.807.310.095)	
Farmer série 300 series Favorit 509, 510, 511 Favorit série 600 series (1990 ⇔)			<b>22/130-226 (A)</b> (F382.200.610.020, 622.807.310.155) <i>Ventilateur</i> <i>vicostatique</i> <i>With viscous fan</i>	
Farmer 311 312, Favorit 511, 512, 514, 515	D 226B TD 226B		<b>22/130-129</b> (F312.200.610.010)	<b>22/131-29</b> (F511.201.610.010)
<b>Moteurs MAN Engines</b>				
Favorit 816, 818, 822, 824, 920, 924, 926	MAN		<b>22/130-220</b> (F824.200.610.010, F926.200.610.030)	

Les références des pièces sont indicatives.  
Nos pièces ne sont pas d'origine

Part numbers are quoted for reference purposes only.  
Our parts and accessories are not original.



**DURITES DE REFROIDISSEMENT**  
**RADIATOR HOSES**



Tracteurs <i>Tractors</i>	1 Supérieure radiateur <i>Top hose</i>	2 Inférieure radiateur <i>Bottom hose</i>	3 By-pass <i>By-pass</i>	4 Thermostat vers collecteur <i>Thermostat to manifold</i>	5 Inférieure pompe à eau <i>Bottom from water pump</i>	6 Collecteur vers culasse <i>Manifold to cylinder head</i>
Farmer 5S, 103, 104, 105, 106	22/153-145 (150.204.050.040) ----- 22/153-115 (238.200.051.010)	22/154-118 (X591.120.096.000)	22/141-150 (X591.112.096.000)	22/141-45 (238.200.050.040)	22/154-118 (X591.120.096.000) ----- 22/142-41 (238.200.051.030)	22/141-51 (X591.110.000.000, X591.110.096.000) ----- 22/141-49 (238.200.050.030)
			22/141-41 (238.200.051.020)	22/153-145 (150.204.050.040)		
			22/141-42 (178.200.050.050)	22/141-46 (162.202.051.010) 22/154-118 (X591.120.096.000)		
Farmer 303, 304, 305, 306, 307, 308, 309	22/153-116 (178.200.050.011)	22/154-116 (186.200.050.160)	22/141-42 (178.200.050.050)	22/141-46 (162.202.051.010)	22/154-118 (X591.120.096.000)	22/141-50 (F178.200.050.010)
Farmer 310, 311	22/153-117 (198.200.050.040)			22/154-118 (X591.120.096.000)	22/142-42 (178.200.050.070)	22/141-144 (F199.200.050.020)
Farmer 310, 311, 312	22/153-118 (198.201.050.040)	22/154-117 (198.201.050.150)	22/141-43 (198.201.050.050)	22/141-47 (X591.128.000.000)	22/142-135 (198.201.050.030)	22/142-136 (199.201.050.010) + 22/142-145 (X591.106.000.000)
	22/153-148 (199.204.050.090)	22/154-145 (199.204.050.100)	22/141-146 (199.201.050.020)			
Favorit 509, 510 Favorit 511 (Avec / With 22/130-226)	22/153-148 (199.204.050.090)	22/154-145 (199.204.050.100)				
Favorit 511 (Avec / With 22/130-129) Favorit 512, 514, 515	22/153-146 (515.200.050.040)	22/154-144 (312.200.050.070)				
Favorit série 600 series	22/153-150 (281.200.050.080, 284.200.050.080)	22/154-118 (X591.120.096.000)	22/141-44 (281.200.050.100)	22/141-48 (281.200.050.090)	22/142-41 (238.200.051.030) ----- 22/141-137 (385.202.050.030)	22/141-51 (X591.110.000.000)
	22/153-119 (385.200.050.020)		22/141-151 (385.202.050.060)	22/141-138 (385.202.050.040)		
	22/153-147 (385.202.050.070)		22/141-47 (X591.128.000.000)			
Favorit 711, 712, 714, 716	22/153-149 (716.200.050.010)	22/154-143 (716.200.050.020)				
Favorit 816, 818	22/153-144 (816.200.050.021)	22/154-141 (816.200.050.030)				
Favorit séries 800, 900 series		22/154-142 (916.200.050.030)				

Les références des pièces sont indicatives.  
Nos pièces ne sont pas d'origine

Part numbers are quoted for reference purposes only.  
Our parts and accessories are not original.



**"THE RELIABLE SERVICE"**



## DURITES DE REFROIDISSEMENT RADIATOR HOSES

Tracteurs Tractors	Réf. Ref.	Description Description	
Farmer Série 100 series	<b>22/141-152</b> (X603.814.100.000) 39cm	Supérieure collecteur d'eau <i>Upper manifold</i>	
Farmer Série 300 series	<b>22/141-40</b> (281.200.050.140)	Capuchon (Sans chauffage) <i>Caps (Without heating)</i>	
	<b>22/141-153</b> (X604.110.000.000) 30cm ----- <b>22/141-154</b> (X604.110.000.000) 22cm	Supérieure vase d'expansion <i>Upper expansion tank</i>	
	<b>22/141-147</b> (198.201.050.060)	Inférieure vase d'expansion <i>Lower expansion tank</i>	
	<b>22/141-140</b> (199.204.050.150)		
	<b>22/141-136</b> (155.950.010.090)	Echangeur thermique huile-eau <i>Oil-water thermal exchanger</i>	
	<b>22/141-139</b> (198.200.901.060)		
	<b>22/141-155</b> (X604.100.400.000) 54cm	Vase d'expansion vers thermostat <i>Expansion tank to thermostat</i> Moteurs 'B' Engines	
	<b>22/141-145</b> (199.204.010.030)	Collecteur vers pompe à eau <i>Manifold to water pump</i>	
	Favorit Série 500 series	<b>22/141-154</b> (X604.110.000.000) 22cm	Vase d'expansion vers radiateur <i>Expansion tank to radiator</i>
		<b>22/141-155</b> (X604.100.400.000) 54cm	Vase d'expansion vers thermostat <i>Expansion tank to thermostat</i>
<b>22/141-140</b> (199.204.050.150)		Inférieure vase d'expansion <i>Lower expansion tank</i>	
<b>22/141-136</b> (155.950.010.090)			
<b>22/141-145</b> (199.204.010.030)		Collecteur vers pompe à eau <i>Manifold to water pump</i>	
<b>22/141-142</b> (312.200.010.020)			
<b>22/141-136</b> (155.950.010.090)			
<b>22/141-141</b> (192.204.900.010)		Echangeur thermique huile-eau <i>Oil-water thermal exchanger</i>	
	<b>22/141-139</b> (198.200.901.060)		

Tracteurs Tractors	Réf. Ref.	Description Description	
Favorit Série 600 series	<b>22/141-156</b> (X604.110.000.000) 15cm	Vase d'expansion vers radiateur <i>Expansion tank to radiator</i>	
	<b>22/141-157</b> (X591.106.000.000) 70cm	Inférieure vase d'expansion <i>Lower expansion tank</i>	
	<b>22/141-158</b> (X591.106.000.000) 74cm		
	<b>22/141-135</b> (385.202.050.050)	Intermédiaire inf. radiateur vers pompe à eau <i>Intermediate lower radiator to water pump</i>	
	<b>22/141-159</b> (X591.103.996.000) 5cm		
	<b>22/141-160</b> (X591.106.000.000) 5cm	Echangeur thermique huile-eau <i>Oil-water thermal exchanger</i>	
	<b>22/141-143</b> (186.810.252.010)		
	<b>22/141-136</b> (155.950.010.090)		
		<b>22/141-161</b> (192.200.901.010)	
	Favorit Série 700 series	<b>22/141-162</b> (X604.110.000.000) 25cm	Vase d'expansion vers radiateur <i>Expansion tank to radiator</i>
<b>22/141-148</b> (716.200.050.060)		Remplissage vase d'expansion <i>Expansion tank filling</i>	
<b>22/141-136</b> (155.950.010.090)		Inférieure vase d'expansion <i>Lower expansion tank</i>	
<b>22/141-163</b> (X604.110.000.000) 17cm		Vase d'expansion <i>Expansion tank</i>	
<b>22/141-164</b> (X604.110.000.000) 66cm			
<b>22/141-165</b> (X604.110.000.000) 23cm			
<b>22/141-166</b> (X604.110.000.000) 47cm			
Favorit Séries 800, 900 series	<b>22/141-136</b> (155.950.010.090)	Inférieure vase d'expansion <i>Lower expansion tank</i>	
	<b>22/141-167</b> (X604.110.000.000) 34cm	Dessus radiateur <i>Upper radiator</i>	
	<b>22/141-168</b> (X604.110.000.000) 18cm	Face avant vase d'expansion <i>Front expansion tank</i>	
	<b>22/141-169</b> (X591.106.000.000) 8cm	Inférieure vase d'expansion <i>Lower expansion tank</i>	
	<b>22/141-149</b> (198.104.070.260)	Vase d'expans. vers pompe à eau <i>Expansion tank to water pump</i>	

Les références des pièces sont indicatives.  
Nos pièces ne sont pas d'origine
















































**"THE RELIABLE SERVICE"**



Part numbers are quoted for reference purposes only.  
Our parts and accessories are not original.



**DURITES DE REFROIDISSEMENT  
RADIATOR HOSES**

22/141-40 	22/141-41  Ø 23-21	22/141-42  Ø 23-23	22/141-43  Ø 23-23	22/141-44  Ø 23-23
22/141-45  Ø 37-33	22/141-46  Ø 34-37	22/141-47  Ø 45-45	22/141-48  Ø 35-38	22/141-49  Ø 22-22
22/141-50  Ø 20-20	22/141-51  Ø 22-22	22/141-135  Ø 48-44	22/141-136  Ø 17-17	22/141-137  Ø 38-44
22/141-138  Ø 44-44	22/141-139  Ø 17-17	22/141-140  Ø 18-18	22/141-141  Ø 17-17	22/141-142  Ø 21-21
22/141-143  Ø 17-17	22/141-144  Ø 21-21	22/141-145  Ø 24-20	22/141-146  Ø 23-23	22/141-147  Ø 17-17
22/141-148  Ø 27-34	22/141-149  Ø 6-6	22/141-150  Ø 25-25	22/141-151  Ø 24-24	22/141-152  Ø 4-4
22/141-153  Ø 6-6	22/141-154  Ø 6-6	22/141-155  Ø 4-4	22/141-156  Ø 6-6	22/141-157  Ø 18-18
22/141-158  Ø 18-18	22/141-159  Ø 15-15	22/141-160  Ø 18-18	22/141-161  Ø 27-34	22/141-162  Ø 6-6
22/141-163  Ø 6-6	22/141-164  Ø 6-6	22/141-165  Ø 6-6	22/141-166  Ø 6-6	22/141-167  Ø 6-6

Les références des pièces sont indicatives.  
Nos pièces ne sont pas d'origine

Part numbers are quoted for reference purposes only.  
Our parts and accessories are not original.



**"THE RELIABLE SERVICE"**



**DURITES DE REFROIDISSEMENT  
RADIATOR HOSES**

22/141-168  Ø 6-6	22/141-169  Ø 15-15		22/142-41  Ø 33-37	22/142-42  Ø 33-38
22/142-135  Ø 34-44-17	22/142-136  Ø 43-46	22/142-145  Ø 17-17		22/153-115  Ø 34-37
22/153-116  Ø 34-36	22/153-117  Ø 35-36	22/153-118  Ø 45-45	22/153-119  Ø 35-37	22/153-144  Ø 48-48
22/153-145  Ø 34-38	22/153-146  Ø 48-48	22/153-147  Ø 44-44	22/153-148  Ø 48-48	22/153-149  Ø 44-44
22/153-150  Ø 35-35		22/154-116  Ø 34-34	22/154-117  Ø 43-43	22/154-118  Ø 35-35
22/154-141  Ø 54-48 -18-8	22/154-142  Ø 54-50-18-8	22/154-143  Ø 48-48	22/154-144  Ø 50-50	22/154-145  Ø 36-19-50

**THERMOSTATS  
THERMOSTATS**

Moteurs Engines	Fig. Fig.	Réf. Ref.	OEM OEM	Remarque Observation
D 208, D 225, D 226	1	22/143-40	X815.090.002.000	75° C Ø 38-38-24
D 226, TD226, D 227	2	22/143-41	X815.090.003.000	75° C Ø 38-38-24-18
D226, D226B, TD226, TD226B	3	22/143-61	H385.202.051.020	78° C Ø 45-45-25
D226-B, TD226-B	4	22/143-58	G199.204.010.020	85° C Ø 75
Man	5	22/143-59	F824.200.050.060	85° C Ø 60




Les références des pièces sont indicatives.  
Nos pièces ne sont pas d'origine

Part numbers are quoted for reference purposes only.  
Our parts and accessories are not original.



**COURROIES DE VENTILATEUR**  
**FAN BELTS**



Tracteurs Tractors	Ventilateur Fan belt	Alternateur Alternator fan	Compress. ou Aircro Compress. or Aircro	
Farmer série 100 series	<b>22/144-302</b> AVX 10-1175..1215 (X696.615.200.000, X696.613.901.000, X696.613.902.000, X696.615.000.000)		<b>22/144-313</b> AVX 13-1225 (X696.624.400.000)	
	<b>22/144-303</b> AVX 10-750 (X696.616.300.000)			
Farmer série 200 series	<b>22/144-302</b> AVX 10-1215 (X696.613.901.000)	<b>22/144-304</b> AVX 10-1475 (X696.616.702.000)	<b>22/144-314</b> AVX 13-1360 (X696.624.800.000)	
		<b>22/144-305</b> AVX 10-685 (X696.616.102.000)	<b>22/144-313</b> AVX 13-1225 (X696.624.400.000)	
Farmer série 300 series	<b>22/144-306</b> AVX 10-1290..1310 (X696.612.602.000, X696.613.200.000)	<b>22/144-303</b> AVX 10-750 (X696.616.300.000)	<b>22/144-315</b> AVX 13-1175..1200 (X696.623.900.000, X696.624.200.000)	
	<b>22/144-307</b> 2xAVX 10-1275..1310 (X696.612.600.000, X696.612.200.000, X696.615.601.000)			
	<b>22/144-308</b> 2xAVX 10-1325...1350 (X696.615.301.000, X696.612.400.000, X696.616.201.000)			
	<b>22/144-309</b> 2xAVX 10-1375 (X696.616.800.000)			
	<b>22/144-310</b> Multi V (X697.171.900.000)			
	<b>22/144-311</b> AVX10-1215..1225 (X696.613.901.000, X696.615.401.000)			
	<b>22/144-312</b> AVX 10-1260 (X696.613.501.000)			
Farmer série 400 series	<b>22/144-67</b> Multi-V (F716.200.040.020)		<b>22/144-319</b> AVX 13-1050 (X696.623.600.000)	
Favorit 509, 510, 511, 512, 513, 514, 515	Standard - 1 <sup>er</sup> montages Standard - Early	<b>22/144-308</b> 2x AVX 10-1340..1350 (X696.612.400.000, X696.615.301.000, X696.616.201.000)		
	Standard - Derniers montages Standard - Late 515 tous modèles All 515 versions)	<b>22/144-310</b> Multi V ( X697.171.900.000)	<b>22/144-320</b> AVX 13-825 (X696.640.600.000)	
	Asservissement pneumatique Air braking system	<b>22/144-321</b> 2x AVX 10-1360..1375 (X696.616.800.000, X696.612.000.000)	<b>22/144-342</b> AVX 11.5-800 (X696.640.500.000)	
	Avec climatisation With Aircro	<b>22/144-308</b> 2x AVX 10-1310..1325 (X696.616.201.000, X696.612.600.000)		<b>22/144-315</b> AVX 13-1200 (X696.624.200.000)
	Avec climatisation et Frein de remorque With Aircro and trailer brakes	<b>22/144-310</b> Multi V (X697.170.100.000)	<b>22/144-342</b> AVX 11.5-800 (X696.640.500.000)	<b>22/144-317</b> AVX 13-900 (X696.623.200.000)

Les références des pièces sont indicatives.  
Nos pièces ne sont pas d'origine

Part numbers are quoted for reference purposes only.  
Our parts and accessories are not original.







## COURROIES DE VENTILATEUR FAN BELTS

Tracteurs Tractors	Ventilateur Fan belt	Alternateur Alternator	Compresseur Compressor	Airco Airco
Favorit 600 LS	<b>22/144-322</b> 2x AVX 10-1425 (X696.615.704.000)		<b>22/144-326</b> AVX 10-1125	
	VEN	PAE	ALT	COM
Favorit 610, 611, 612, 614, 615 LS	<b>22/144-323</b> 2x AVX 10-1475 (X696.616.702.000)		<b>22/144-327</b> AVX 12.5-750 (X696.917.829.000)	
	<b>22/144-324</b> AVX 10-1435 (X696.616.600.000)		<b>22/144-328</b> AVX 13-918 (X696.623.300.000)	
	<b>22/144-325</b> AVX 10-1250		<b>22/144-329</b> 2x AVX 10-1150 X696.614.802.000	
	<b>22/144-322</b> 2x AVX 10-1425 (X696.615.704.000)			
	VEN	PAE	ALT	COM
Favorit série 700 series	<b>22/144-67</b> Multi-V (F716.200.040.020)			<b>22/144-319</b> AVX 13-1050 (X696.623.600.000)
	VIL	VEN	PAE	ALT
Favorit série 800 series	<b>22/144-65</b> Multi V 3-3VX 1524 (X696.989.501.000)			<b>22/144-330</b> AVX 13-975 (X696.623.400.000)
				<b>22/144-328</b> AVX 13-918 (X696.623.300.000)
			VIL	ALT
Favorit séries 800, 900 series	<b>22/144-66</b> Multi V (X697.174.000.000)			<b>22/144-328</b> AVX 13-918 (X696.623.300.000)
	VIL	ALT	PAE	CLI
F231GT	<b>22/144-331</b> AVX 10-525 (X696.610.600.000)	<b>22/144-334</b> AVX 10-1025 (X696.614.513.000)		
	<b>22/144-332</b> 2x AVX 10-1050 (X696.614.602.000)	<b>22/144-335</b> AVX 10-1050 (X696.614.601.000)	<b>22/144-306</b> AVX 10-1275 (X696.615.603.000)	
F345GT, F350GT, F360GT, F365GT	<b>22/144-306</b> AVX 10-1300 (F100.002.235.175)	<b>22/144-335</b> AVX 10-1050 (X696.614.601.000)	<b>22/144-338</b> AVX 10-1175 (X696.615.001.000)	
	VEN	VIL	VEN	ALT
F370GT	<b>22/144-306</b> AVX 10-1275..1300 (F100.002.235.531, F100.002.235.175)			
	VEN	VIL		
F380GT	<b>22/144-308</b> 2x AVX 10-1340 (X696.612.400.000)	<b>22/144-336</b> AVX 10-950 (X696.617.800.000)	<b>22/144-302</b> 2x AVX 10-1175..1200 (X696.615.200.000, X696.615.001.000, X696.615.002.000)	<b>22/144-340</b> 2x AVX 13-725 (X696.622.800.000)
	<b>22/144-306</b> AVX 10-1275 (F100.002.235.531)	<b>22/144-335</b> AVX 10-1050 (X696.614.601.000)		<b>22/144-316</b> AVX 13-865 (X696.623.000.000)
	VEN	VIL		
F390GT, F395GT	<b>22/144-333</b> AVX 10-1340 (F395.200.001.010)			
VEN	VIL	VEN	ALT	COM
Xylon 520, 522, 524	<b>22/144-337</b> Multi V (F524.200.040.160)			<b>22/144-341</b> AVX 13-775 (X696.622.900.000)
	VEN	PAE	COM	VIL
		ALT		CLI

Les références des pièces sont indicatives.  
Nos pièces ne sont pas d'origine


Part numbers are quoted for reference purposes only.  
Our parts and accessories are not original.



**"THE RELIABLE SERVICE"**



## RADIATEURS RADIATORS



Moteurs Engines	Fig. Fig.	Réf. Ref.	OEM OEM
Farmer 5S, 106 S/LS	1	22/150-88	G278.201.050.010 G278.202.050.010
Farmer 303, 304, 305, 306, 308, 309	2	22/150-87	G162.202.051.010
		22/150-148	G186.207.3050.010
Farmer 310, 311, 312 Favorit 509, 510, 511	3	22/150-86	G199.204.050.010

## BOUCHONS DE RADIATEURS RADIATOR CAPS



Tracteurs Tractors	Fig. Fig.	Réf. Ref.	OEM OEM	Description Description
Farmer série 100 series Farmer série 300 series	1	22/151-32	F135.200.050.020	Ø 78mm - Ht. 29.5mm
Farmer série 100 series	2	22/151-30	F138.208.052.010	Ø 57mm - Ht. 25mm
Farmer série 300 series Favorit série 600 series	3	22/151-31	G198.201.050.020	M48

Les références des pièces sont indicatives.  
Nos pièces ne sont pas d'origine

Part numbers are quoted for reference purposes only.  
Our parts and accessories are not original.



## ECHAPPEMENTS SILENCERS

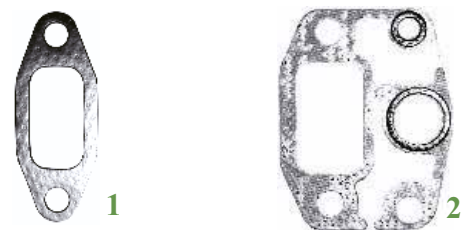


Tracteurs Tractors	Fig. Fig.	Echappement Silencer	A mm	B mm	C mm	D mm	E mm	F mm	G mm	H mm	OEM OEM	Collier Clamp	Raincap Weather cap
Série 100 series, Farmer 2, 3, 4, 5, 200S, SA, V, VA, 201S, SA, V, VA	1	22/165-13	42	45	130	42	25	395	25	45	H135.206.101.010	70/2935-45	70/2930-45
Série 100 series, 200S, SA, V, VA, 201S, SA, V, VA	2	22/165-14	42	45	130	42	25	415	30	45	H145.200.100.040		
Série 100 series Ancien modèle Old model	3	22/165-19	47	50	110	47	70	730	185	50	H138.204.101.022	70/2935-51	70/2930-51
Série 100 series Nouveau modèle New model Farmer 303, 304	4	22/165-21	49	53	112	47	132	735	170	51	H238.209.101.020	70/2935-54	
Farmer 305, 306, 308	5	22/165-23	57	61	111	47	132	740	74	51	H178.200.101.020	70/2935-65	
Farmer 310, 311, 312	6	22/165-166	66	70	85- 210	66	175	1100	185	70	H198.200.100.031	70/2935-70	70/2930-70

## JOINTS DE COLLECTEURS MANIFOLDS GASKETS

### Moteurs MWM - Refroidissement par eau / MWM engines - Water cooled

Moteur Engine	Réf. Ref.	Fig. Fig.	OEM OEM	Description Description
D 226 B TD 226 B Dernière version Avec intercooler	22/66-22	1	F184.230.090.071	Echappement Exhaust
Last version With intercooler		2		199.204.010.040




Les références des pièces sont indicatives.  
Nos pièces ne sont pas d'origine

Part numbers are quoted for reference purposes only.  
Our parts and accessories are not original.



**FILTRATION  
FILTERS**



Tracteurs Tractors	1 Air		2 Huile Oil	3 Combustible Fuel	4 Hydraulique Hydraulic
	Ext. / Out.	Int. / Inn.			
Anciennes gammes / Old ranges	<b>60/161-163</b> (H515.200.090.100, H716.200.090.100) Ht. : 410 mm	<b>60/162-163</b> (H515.200.090.110) Ht. : 400 mm  <b>60/162-45</b> Ht. : 185 mm	<b>60/97-2</b>  <b>60/97-4</b> (F120.203.310.170) (A visser / Spin on) Ht. : 95 mm	<b>60/111-28</b> Filtre 1/4L Bosch <i>1/4L Bosch filter</i> Cartouche papier <i>Paper cartridge</i> Ht. : 60 mm  <b>60/111-32</b> (F015.200.060.180) Filtre 1/2L Bosch <i>1/2L Bosch filter</i> Cartouche papier <i>Paper cartridge</i>  <b>60/111-64</b> (F015.200.060.160) Filtre 1/2L Bosch <i>1/2L Bosch filter</i> Cartouche feutre <i>Felt cartridge</i>  <b>60/111-33</b> Filtre 1L Bosch <i>1L Bosch filter</i> Cartouche papier <i>Paper cartridge</i> Ht.: 135 mm  <b>60/111-65</b> Filtre 1L Bosch <i>1L Bosch filter</i> Cartouche feutre <i>Felt cartridge</i> Ht. : 135 mm  <b>60/111-3</b> (F278.201.060.040)  <b>60/111-5</b> Type CAV 296 type	
Farmer 1E, Fix 2E Moteur MWM D 325-2 engine			<b>60/97-4</b> (F120.203.310.170)	<b>60/111-32</b> (F015.200.060.180) (Cartouche / Cartridge)  <b>60/111-56</b> (F100.001.160.243, F181.200.060.030, F119.200.060.010) (A visser / Spin on)	

Les références des pièces sont indicatives.  
Nos pièces ne sont pas d'origine



**"THE RELIABLE SERVICE"**



Part numbers are quoted for reference purposes only.  
Our parts and accessories are not original.

## FILTRATION FILTERS

	1		2	3	4
Tracteurs Tractors	Air		Huile Oil	Combustible Fuel	Hydraulique Hydraulic
	Ext. / Out.	Int. / Inn.			
Farmer 2D Moteur MWM KD 110-5 engine			<b>60/96-22</b> (F139.207.310.510, F139.207.310.511) (⇒ 12/66) Diam. : 86.5 mm  <b>60/96-20</b> (F231.201.310.110, F321.215.310.110) (01/67 ⇒) Diam. : 71,4 mm		
Farmer 2S Moteur MWM D 208-3 engine			<b>60/96-22</b> (F139.207.310.510, F139.207.310.511) (⇒ 05/68) Diam. : 86,5 mm  <b>60/97-11</b> (F139.215.310.010) (06/68 ⇒)	<b>60/111-32</b> (F015.200.060.180)  <b>60/111-33</b>	
Farmer 3S, 4S Moteur MWM D 208-4 engine  Favorit 3, 3S, 4S Moteur MWM D 225-4 engine			<b>60/96-22</b> (F139.207.310.510, F139.207.310.511) (⇒ 03/68) Diam. : 86,5 mm  <b>60/97-35</b> (F238.202.310.010) (04/68 ⇒)		
Farmer 5S Moteur MWM D 225-4 engine			<b>60/97-35</b> (F238.202.310.010)	<b>60/111-32</b> (F015.200.060.180) (Cartouche Cartridge)  <b>60/111-56</b> (F100.001.160.243, F181.200.060.030, F119.200.060.010) (A visser / Spin on)	
Farmer 11S, 12S, 14S Favorit 10S/SA, 11S/SA, 12SA Moteur MWM D226-6 engine	<b>60/161-58</b> (F181.200.091.040)		<b>60/97-35</b> (F238.202.310.010)	<b>60/111-56</b> (F100.001.160.243, F181.200.060.030, F119.200.060.010)	
Farmer 102 Moteur MWM D 226-3 engine	<b>60/161-84</b> (F135.201.090.020) (⇒ 04/75) Ø 111  <b>60/161-61</b> (F278.201.090.020) (05/75 ⇒) Ø 64	<b>60/162-49</b> (X810.270.072.000) (05/75 ⇒)	<b>60/97-11</b> (F139.215.310.010)	<b>60/111-39</b> (F138.204.060.020)	<b>60/574-23</b> (F178.950.010.050) (Retour / Return)  <b>60/240-36</b> (F178.860.060.020, X820.001.034.000, X820.001.035.000, X820.001.038.000)
Farmer 103, 104 Moteur MWM D 226-3 engine					
Farmer 105, 106S Turbo, 108 Moteur MWM D 226-4 engine	<b>60/161-61</b> (F278.201.090.020)	<b>60/162-49</b> (X810.270.072.000)	<b>60/97-35</b> (F238.202.310.010)	<b>60/111-39</b> (F138.204.060.020)  <b>60/111-3</b> (F278.201.060.040)	

Les références des pièces sont indicatives.  
 Nos pièces ne sont pas d'origine

Part numbers are quoted for reference purposes only.  
 Our parts and accessories are not original.



**"THE RELIABLE SERVICE"**





## FILTRATION FILTERS

	1		2	3	4
Tracteurs Tractors	Air		Huile Oil	Combustible Fuel	Hydraulique Hydraulic
	Ext. / Out.	Int. / Inn.			
Farmer 200, 201, 203, 204, 205 Moteur KHD F3L912, F4L912 engine	<b>60/161-45</b> (F135.203.092.010) Ht. 211mm  <b>60/161-18</b> (X810.270.073.000) Ht. 295mm	<b>60/162-18</b> (F205.200.091.010, F345.200.090.010)	<b>60/97-37</b> (F100.001.160.024, F100.001.173.481, F100.001.174.418, F275.203.010.020)	<b>60/111-39</b> (F138.204.060.020) Ht. 80mm  <b>60/111-56</b> (F100.001.160.243, F181.200.060.030, F119.200.060.010) Ht. 117mm  <b>60/111-16</b> (F180.201.060.030, X810.190.140.000, X810.190.165.000) Ht. 117mm (Avec purgeur With drain cock)	<b>60/574-23</b> (F178.950.010.050) (Retour / Return)  <b>60/240-36</b> (F178.860.060.020, X820.001.034.000, X820.001.035.000, X820.001.038.000)
Farmer 240, 250 Moteur KHD F3L912 engine					<b>60/240-37</b> (G17.886.006.0030)
Farmer 250, 260 Moteur KHD F3L913 engine					
Farmer 270, 275, 280 Moteur KHD F4L913 engine					
Farmer 303, 304 Moteur MWM D 226-3 engine	<b>60/161-19</b> (F178.200.090.010)	<b>60/162-19</b> (F178.200.090.020)	<b>60/97-11</b> (F139.215.310.010)	<b>60/111-56</b> (F100.001.160.243, F181.200.060.030, F119.200.060.010)  <b>60/111-16</b> (F180.201.060.030, X810.190.140.000, X810.190.165.000) (Avec purgeur With drain cock)	<b>60/574-23</b> (F178.950.010.050) (Direction assistée Power steering)  <b>60/240-36</b> (F178.860.060.020, X820.001.034.000, X820.001.035.000, X820.001.038.000) (Relevage / Lift)
Farmer 305 Moteur MWM D 227-4 engine					<b>60/574-23</b> (F178.950.010.050) (Direction assistée Power steering)
Farmer 306 Moteur MWM D 226-4 engine					
Farmer 307, 308, 309 Moteur MWM TD 226-4 engine	<b>60/161-161</b> (H311.200.090.100)	<b>60/162-161</b> (H311.200.090.110)	<b>60/97-35</b> (F238.202.310.010)	<b>60/111-56</b> (F100.001.160.243, F181.200.060.030, F119.200.060.010)	<b>60/240-36</b> (F178.860.060.020, X820.001.034.000, X820.001.035.000, X820.001.038.000) (Relevage / Lift)  <b>60/240-88</b> (H395.100.470.140) (Boîte de vitesse Gearbox) Filet / Thread 1"
Farmer 307 Turbo Moteur MWM TD 226-B 3 engine					<b>60/240-37</b> (G178.860.060.030) (Relevage / Lift)  <b>60/240-88</b> (H395.100.470.140) (Boîte de vitesses Gearbox) Filet / Thread 1"
Farmer 308 Turbo, 309 Turbo, 310 Turbo Moteur MWM TD 226-B 4 engine					
Farmer 311 Turbo, 312 Turbo Moteur MWM TD 226-B 6 engine					
Farmer 307C, 308C, 309C Moteur KHD BF 4 M 1012 engine	<b>60/161-154</b> (H117.200.090.150, F117.200.090.010)	<b>60/162-154</b> (H117.200.090.160, F117.200.090.020)	<b>60/97-37</b> (F100.001.160.024, F100.001.173.481, F100.001.174.418, F275.203.010.020)	<b>60/111-56</b> (F100.001.160.243, F181.200.060.030, F119.200.060.010)	<b>60/240-37</b> (G178.860.060.030)  <b>60/240-88</b> (H395.100.470.140) (Boîte de vitesses Gearbox) Filet / Thread 1"

Les références des pièces sont indicatives.  
Nos pièces ne sont pas d'origine



**"THE RELIABLE SERVICE"**



Part numbers are quoted for reference purposes only.  
Our parts and accessories are not original.

## FILTRATION FILTERS

	1		2	3	4
Tracteurs Tractors	Air		Huile Oil	Combustible Fuel	Hydraulique Hydraulic
	Ext. / Out.	Int. / Inn.			
Farmer 310 Moteur MWM TD 226-4 engine Farmer 311, 312 Moteur MWM D 226-6 engine	<b>60/161-35</b> (F182.200.090.010, F184.200.090.010, F186.200.090.010, F198.200.090.010) Ht. 340mm	<b>60/162-20</b> (F184.200.090.040)	<b>60/97-35</b> (F238.202.310.010)	<b>60/111-56</b> (F100.001.160.243, F181.200.060.030, F119.200.060.010)  <b>60/111-16</b> (F180.201.060.030, X810.190.140.000, X810.190.165.000) (Avec purgeur with drain cock)	<b>60/574-23</b> (F178.950.010.050) (Direction assistée Power steering)  <b>60/240-36</b> (F178.860.060.020, X820.001.034.000, X820.001.035.000, X820.001.038.000) (Relevage / Lift)  <b>60/240-88</b> (H395.100.470.140) (Boîte de vitesses Gearbox) Filet / Thread 1"
	<b>60/161-163</b> (H515.200.090.100, H716.200.090.100) Ht. : 410 mm	<b>60/162-163</b> (H515.200.090.110, H716.200.090.110)			
Farmer 312 Turbo Moteur MWM TD 226-B 6 engine	<b>60/161-166</b> (H312.200.090.100)	<b>60/162-93</b> (H312.200.090.110)	<b>60/97-39</b> (F284.201.310.040)	<b>60/111-25</b> (F816.200.060.020, F816.200.710.060, G311.200.060.010, G311.200.060.050)	<b>60/240-37</b> (G178.860.060.030) (Relevage / Lift)  <b>60/240-88</b> (H395.100.470.140) (Boîte de vitesses Gearbox) Filet / Thread 1"
	Circuit pneumatique / Pneumatic brake <b>60/161-219</b> (F312.880.032.051) Ht. 104mm				
Farmer 409, 410, 411, 412 Vario Moteur KHD BF 4 M 2013 engine	<b>60/161-220</b> (H411.201.090.100)	<b>60/162-164</b> (H411.201.090.101)	<b>60/97-41</b> (F411.201.510.010)	<b>60/111-101</b> (F716.201.060.070)	<b>60/240-38</b> (G514.860.060.210, G117.862.060.260)  <b>60/240-90</b> (H716.860.060.210)  <b>60/240-129</b> (H716.860.060.310)
Favorit 509C, 510C Moteur MWM TD 226-B 4 engine	<b>60/161-161</b> (H311.200.090.100) Ht. 342mm	<b>60/162-161</b> (H311.200.090.110)	<b>60/97-35</b> (F238.202.310.010)	<b>60/111-25</b> (F816.200.060.020, F816.200.710.060, G311.200.060.010, G311.200.060.050)	<b>60/240-35</b> (F285.102.050.010) (Boîte de vitesses Gearbox) Diam. : 158 mm
Favorit 511C Moteur MWM TD 226-B 6 engine					
Favorit 512C, 514C Moteur MWM TD 226-B 6 engine	<b>60/161-166</b> (H312.200.090.100) Ht. 406mm	<b>60/162-93</b> (H312.200.090.110)	<b>60/97-39</b> (F284.201.310.040)	<b>60/111-25</b> (F816.200.060.020, F816.200.710.060, G311.200.060.010, G311.200.060.050)	<b>60/240-38</b> (G514.860.060.210, G117.862.060.260)
Favorit 511C, 512C, 514C, 515C Moteur MWM TD 226-B 6 engine	<b>60/161-163</b> (H515.200.090.100, H716.200.090.100) Ht. : 410 mm	<b>60/162-163</b> (H515.200.090.110, H716.200.090.110)			
Favorit 600LS Moteur MWM D 227-6 engine Favorit 610LS/S/SA, 611LS/LSA, 612LS/LSA Moteur MWM D 226-6 engine	<b>60/161-31</b> (F184.230.090.050) Ht. : 378 mm  <b>60/161-42</b> (F280.200.090.020) Ht. : 382 mm	<b>60/162-31</b> (F184.230.090.100)  <b>60/162-40</b> (F280.200.090.03)	<b>60/97-35</b> (F238.202.310.010)	<b>60/111-56</b> (F100.001.160.243, F181.200.060.030, F119.200.060.010)	<b>60/574-27</b> (F284.950.030.020) (Direction assistée Power steering)  <b>60/240-34</b> (F180.100.050.290) (Boîte de vitesses Gearbox) Diam. : 131 mm
Favorit 610S, 611S/SA, 612S/SA Moteur MWM D 226-6 engine	<b>60/161-58</b> (F181.200.091.040) Ht. : 350 mm  <b>60/161-35</b> (F182.200.090.010, F184.200.090.010, F186.200.090.010, F198.200.090.010) Ht. : 354 mm				<b>60/111-16</b> (F180.201.060.030, X810.190.140.000, X810.190.165.000) (Avec purgeur with drain cock)

Les références des pièces sont indicatives.  
Nos pièces ne sont pas d'origine

Part numbers are quoted for reference purposes only.  
Our parts and accessories are not original.



**"THE RELIABLE SERVICE"**





## FILTRATION FILTERS

	1		2	3	4
Tracteurs Tractors	Air		Huile Oil	Combustible Fuel	Hydraulique Hydraulic
	Ext. / Out.	Int. / Inn.			
Favorit 614, 615 Moteur MWM TD 226-6 engine	<b>60/161-31</b> (F184.230.090.050) Ht. : 378 mm	<b>60/162-31</b> (F184.230.090.100)	<b>60/97-39</b> (F284.201.310.040)	<b>60/111-56</b> (F100.001.160.243, F181.200.060.030, F119.200.060.010)	<b>60/240-35</b> (F285.102.050.010) (Boîte de vitesses Gearbox)
Favorit 622, 626 Moteur MAN D 2566 ME engine	<b>60/161-42</b> (F280.200.090.020) Ht. : 382 mm	<b>60/162-40</b> (F280.200.090.030)	<b>60/97-35</b> (F238.202.310.010)	<b>60/111-16</b> (F180.201.060.030, F816.200.060.010, X810.190.140.000, X810.190.165.000) (Avec purgeur with drain cock)	
Favorit 711 Vario, 712 Vario, 714 Vario, 716 Vario, 815 Vario, 817 Vario, 818 Vario Moteur KHD BF 6 M 2013 Engine	<b>60/161-53</b> (F291.200.090.100, F926.200.090.010)	<b>60/162-53</b> (F291.200.090.110, F178.810.130.040, F926.200.090.020)	<b>60/96-32</b>		<b>60/240-38</b> (G514.860.060.210, G117.862.060.260) ou / or <b>60/240-90</b> (H716.860.060.210) (Réservoir hydr. Hydraulic tank) <b>60/240-91</b> (F916.100.490.010) (Boîte de vitesses Gearbox) <b>60/240-89</b> (F916.100.600.010) ou / or <b>60/240-110</b> (F716.961.020.330) (Distributeur / Spool valve)
Favorit 816 Turbo, 818 Turbo, 822 Turbo Moteur MAN D 0826 LE Engine	<b>60/161-167</b> (H716.200.090.100)	<b>60/162-167</b> (H716.200.090.110)	<b>60/97-42</b> (F716.200.510.020)	<b>60/111-101</b> (F716.201.060.070)	
Favorit 824 Turbo Moteur MAN D 0826 LE Engine	<b>60/161-43</b> (F345.200.090.010, F385.202.090.010)	<b>60/162-40</b> (F280.200.090.030)	<b>60/97-39</b> (F284.201.310.040)		<b>60/240-38</b> (G514.860.060.210, G117.862.060.260) <b>60/240-52</b> (F824.100.050.010) (Boîte de vitesses Gearbox)
FAVORIT 916 Vario, 920 Vario Moteur MAN D0826LE Engine	<b>60/161-43</b> (F345.200.090.010, F385.202.090.010)	<b>60/162-40</b> (F280.200.090.030)	<b>60/97-39</b> (F284.201.310.040)	<b>60/111-25</b> (F816.200.060.020, F816.200.710.060, G311.200.060.010, G311.200.060.050)	<b>60/240-38</b> (G514.860.060.210, G117.862.060.260) <b>60/240-91</b> (F916.100.490.010) (Boîte de vitesses Gearbox) <b>60/240-89</b> (F916.100.600.010)
FAVORIT 924 Vario, 926 Vario Moteur MAN D0826LE Engine	<b>60/161-53</b> (F291.200.090.100, F926.200.090.010)	<b>60/162-53</b> (F291.200.090.110, F178.810.130.040, F926.200.090.020)	<b>60/96-50</b> (F926.202.510.010) (Cartouche Cartridge) (401 ⇒)	<b>60/97-39</b> (F284.201.310.040) (A visser / Spin on) (⇒ 400)	<b>60/240-38</b> (G514.860.060.210, G117.862.060.260) <b>60/240-91</b> (F916.100.490.010) (Boîte de vitesses Gearbox) <b>60/240-89</b> (F916.100.600.010) ou / or <b>60/240-110</b> (F716.961.020.330) (Distributeur / Spool valve)
FAVORIT 916 Vario, 920 Vario, 924 Vario, 926 Vario Moteur KHD BF 6 M 2013 Engine	<b>60/161-223</b> (H916.201.091.050)	<b>60/162-223</b> (H916.201.091.060)			

Les références des pièces sont indicatives.  
Nos pièces ne sont pas d'origine

Part numbers are quoted for reference purposes only.  
Our parts and accessories are not original.



**"THE RELIABLE SERVICE"**



## FILTRATION FILTERS

	1		2	3	4
Tracteurs Tractors	Air		Huile Oil	Combustible Fuel	Hydraulique Hydraulic
	Ext. / Out.	Int. / Inn.			
<b>Porte-outils / Tool holders</b>					
Série 200 K/V Series 200 S/SA, 203 K, 203 P, 204 P/V, 205P, 240, 250 V/VA, 260 P/PA/V/VA, 270 P/PA/V/VA, 280 P/PA Moteur Deutz FL912 Engine	<b>60/161-45</b> (F135.203.092.010)		<b>60/97-37</b> (F100.001.160.024, F100.001.173.481, F100.001.174.418, F275.203.010.020)	<b>60/111-56</b> (F100.001.160.243, F181.200.060.030, F119.200.060.010)  <b>60/111-16</b> (F180.201.060.030, X810.190.140.000, X810.190.165.000) (Avec purgeur With drain cock)	
F220 GT, F230 GT, F231 GT Moteur MWM Engine			<b>60/96-22</b> (F139.207.310.510, F139.207.310.511) (⇒ 12/70)  <b>60/97-11</b> (F139.215.310.010) (01/71 ⇒)	<b>60/111-32</b> (F015.200.060.180) (⇒ 12/70)  <b>60/111-56</b> (F100.001.160.243, F181.200.060.030, F119.200.060.010) (01/71 ⇒)	<b>60/240-37</b> (G178.860.060.030)
F250GT, F255GT, F275GT/GTF/GT II, F345 GT/GTM, F360 GT/GTF/GTH Moteur Deutz Engine	<b>60/161-18</b> (X810.270.073.000)	<b>60/162-18</b> (F205.200.091.010, F345.200.090.010)		<b>60/111-56</b> (F100.001.160.243, F181.200.060.030, F119.200.060.010)  <b>60/111-16</b> (F180.201.060.030, X810.190.140.000, X810.190.165.000) (Avec purgeur With drain cock)	<b>60/574-23</b> (F178.950.010.050) (Direction assistée Power steering)  <b>60/240-36</b> (F178.860.060.020, X820.001.034.000, X820.001.035.000, X820.001.038.000) (Relevage / Lift)
F365 GTA, F380 GT/GTA/GTF Moteur Deutz Engine	<b>60/161-19</b> (F178.200.090.010)	<b>60/162-19</b> (F178.200.090.020)		<b>60/111-16</b> (F180.201.060.030, X810.190.140.000, X810.190.165.000) (Avec purgeur With drain cock)	ou / or  <b>60/240-37</b> (G178.860.060.030)
F370 GT/GTA, F380 GTA Turbo Moteur Deutz Engine	<b>60/161-154</b> (H117.200.090.150)	<b>60/162-154</b> (H117.200.090.160)		<b>60/111-25</b> (F816.200.060.020, F816.200.710.060, G311.200.060.010, G311.200.060.050)	<b>60/240-38</b> (G514.860.060.210, G117.862.060.260)
F390 GTA, F395 GTA/GHA Moteur Deutz F6L913 Engine	<b>60/161-35</b> (F182.200.090.010, F184.200.090.010, F186.200.090.010, F198.200.090.010)	<b>60/162-20</b> (F184.200.090.040)	<b>60/97-39</b> (F284.201.310.040)	<b>60/111-16</b> (F180.201.060.030, X810.190.140.000, X810.190.165.000) (Avec purgeur With drain cock)	<b>60/240-36</b> (F178.860.060.020, X820.001.034.000, X820.001.035.000, X820.001.038.000)  ou / or  <b>60/240-37</b> (G178.860.060.030)  <b>60/240-88</b> (H395.100.470.140) (Boîte de vitesses Gearbox) Filet / Thread 1"

Les références des pièces sont indicatives.  
Nos pièces ne sont pas d'origine

Part numbers are quoted for reference purposes only.  
Our parts and accessories are not original.



**"THE RELIABLE SERVICE"**



## FILTRATION FILTERS

Tracteurs Tractors	Air		Huile Oil	Combustible Fuel	Hydraulique Hydraulic
	Ext. / Out.	Int. / Inn.			
<b>Porte-outils / Tool holders</b>					
XYLON 520, 522, 524 Moteur MAN D0824LUE Engine	<b>60/161-166</b> (H312.200.090.100) Ø 250mm	<b>60/162-93</b> (H312.200.090.110)	<b>60/97-39</b> (F284.201.310.040)	<b>60/111-25</b> (F816.200.060.020, F816.200.710.060, G311.200.060.010, G311.200.060.050)	<b>60/240-38</b> (G514.860.060.210, G117.862.060.260)
	<b>60/161-163</b> (H515.200.090.100, H716.200.090.100) Ht. : 410 mm	<b>60/162-163</b> (H515.200.090.110, H716.200.090.110)			
<b>Moissonneuses-batteuses / Combines</b>					
5220, 5250 Moteur Deutz BF6M1013 Engine				<b>60/111-56</b> (F100.001.160.243, F181.200.060.030, F119.200.060.010)	
6300, 6330, 8350 Moteur Deutz BF6M1015 Engine			<b>60/97-29</b>	<b>60/111-41</b>	
<b>Tracto-pelle / Mechanical shovels</b>					
TS60 Moteur MWM D226-4 Engine	<b>60/161-19</b> (F178.200.090.010)	<b>60/162-19</b> (F178.200.090.020)	<b>60/97-35</b> (F238.202.310.010)	<b>60/111-56</b> (F100.001.160.243, F181.200.060.030, F119.200.060.010)	
TS80 Moteur Deutz F4L912 Engine	<b>60/161-18</b> (X810.270.073.000)	<b>60/162-18</b> (F205.200.091.010, F345.200.090.010)	<b>60/97-37</b> (F100.001.160.024, F100.001.173.481, F100.001.174.418, F275.203.010.020)		

### Accessoires filtre / Filter accessories

Cuve en verre / Glass bowl



**60/112-2**  
Type CAV typ

**60/112-5**  
Type Bosch typ



**60/160-3**  
(F180.200.090.040)  
Capuchon / Cap Ø 68 mm  
Farmer 304 LS(A), 305 LS,  
306 LS(A), 308 LS(A),  
309 LS(A)

### DURITES D'INTERCOOLER / INTERCOOLER HOSES

Tracteurs Tractors	Fig. Fig.	Réf. Ref.	OEM OEM
Favorit 816, 818, 822, 824, 916, 920, 924, 926	1	<b>22/163-135</b>	818.200.190.110 916.201.190.111
	2	<b>22/163-136</b>	818.200.190.021 916.201.190.120




Les références des pièces sont indicatives.  
Nos pièces ne sont pas d'origine

Part numbers are quoted for reference purposes only.  
Our parts and accessories are not original.



## FILTRATION FILTERS



Réf. Ref.	Type	Dimension Size	Filet Thread
60/161-18	A	127x198	
60/161-19	A	149x338	
60/161-31	A	197x375	
60/161-35	A	165x340	
60/161-42	B	227X370	
60/161-43	C	227X370	
60/161-45	C	165x208	
60/161-53	C	242x495	
60/161-58	C	165x340	
60/161-61	C	165x239	
60/161-154	D	158x375	
60/161-161	A	187x342	
60/161-163	A	208x410	
60/161-166	E	250x406	
60/161-167	A	208x410	
60/161-219	F	114x268	
60/161-220	A	138x305	
60/161-223	A	282x449	
60/162-18	G	62x285	
60/162-19	G	68x326	
60/162-20	G	82x345	
60/162-31	G	109x373	
60/162-40	G	110x380	
60/162-45	G	67x199	
60/162-49	H	82x191	
60/162-53	G	127x478	
60/162-93	I	116x381	
60/162-154	J	85x360	
60/162-161	K	94x329	
60/162-163	L	108x401	
60/162-164	K	108x383	
60/162-167	L	108x401	
60/162-223	K	110x435	
60/96-20	M	70x116	
60/96-22	N	81x132	
60/96-32	O	226x382	
60/96-50	P	83x169	

Réf. Ref.	Type	Dimension Size	Filet Thread
60/97-2	Q	93x143	3/4" -16 UNF
60/97-4	Q	93x98	3/4" -16 UNF
60/97-11	Q	93x114	3/4" -16 UNF
60/97-29	Q	106x272	1"1/8-16 UNF
60/97-35	Q	93x138	3/4" -16 UNF
60/97-37	Q	93x143	1"-12 UNF
60/97-39	Q	93x212	1"-12 UNF
60/97-41	R	83x137	
60/97-42	R	83x199	
60/111-3	S	84x73	
60/111-5	S	84x71	
60/111-16	T	80x155	M16x1.5
60/111-25	T	85x157	M16x1.5
60/111-28	U	65x65	
60/111-32	V	65x114	
60/111-33	V	81x144	
60/111-39	W	76x93	
60/111-41	Q	96x142	M16x1.5
60/111-56	Q	76x123	M16x1.5
60/111-64	V	64x114	
60/111-65	X	86x144	
60/111-101	R	73x90	
60/240-35	Y	90x159	
60/240-36	Z	58x195	
60/240-37	AA	58x200	
60/240-38	Z	62x245	
60/240-52	BB	98x230	
60/240-88	Q	93x172	
60/240-89	AA	69x195	
60/240-90	CC	86x119	M42x2
60/240-91	DD	81x306/388	
60/240-110	EE	28x51	
60/240-129	AA	60x307	
60/574-23	FF	54x69	
60/574-27	GG	112x82	

Les références des pièces sont indicatives.  
Nos pièces ne sont pas d'origine

Part numbers are quoted for reference purposes only.  
Our parts and accessories are not original.



**FILTRES DE CABINE**  
**CAB FILTERS**



Tracteurs <i>Tractors</i>	Cabine <i>Cab</i>	Air conditionné <i>Air conditionned</i>	Ventilation de cabine <i>Cab ventilation</i>
Farmer 206V/VA, 207V/VA, 208PA/VA, 209PA/VA	<b>60/4200-23</b> (H178.810.130.070) 295 x 212 x 56,2 mm		
Farmer 250S/SA/V/VA, 260S/SA/V/VA, 270V/VA, 280P/PA/S/SA/V/VA	<b>60/4200-22</b> (F198.810.140.010) 600 x 107 x 56,2 mm		
Farmer 303LS, 304LS, 306S/LS/LSA, 307LS/LSA, 308S/LS/LSA, 309S/LS/LSA	<b>60/4200-22</b> (F198.810.140.010) 600 x 107 x 56,2 mm	<b>60/4200-23</b> (H178.810.130.070) 295 x 212 x 56,2 mm	<b>60/4200-21</b> (F178.810.140.020) 460 x 133 x 40,2 mm
Farmer 305LS/LSA, 310LS/LSA, 311LSA, 312LSA	<b>60/4200-20</b> (198.810.904.010, 198.810.904.101) 600 x 107 x 49,3 mm (Charbon actif / <i>Active charcoal</i> )		
Farmer 307C Turbo, 307 Turbo, 308C Turbo, 308 Turbo, 309C Turbo, 309 Turbo, 310 Turbo, 311 Turbo, 312 Turbo		<b>60/4200-23</b> (H178.810.130.070) 295 x 212 x 56,2 mm	<b>60/4200-24</b> (H816.810.140.070, H916.810.140.070, L816.810.210.000) 406 x 120 x 55,5 mm
Farmer 409, 410, 411, 412 Vario	<b>60/4200-18</b> (H716.810.130.010) 472 x 124 x 57 mm		
Favorit 509C, 510C, 511C, 512C, 514C, 515C		<b>60/4200-23</b> (H178.810.130.070) 295 x 212 x 56,2 mm	
Favorit 600LS, 610LS, 611LS/LSA, 612LS/LSA, 614LS/LSA, 615LS/LSA, 622LSA, 626LSA			<b>60/4200-21</b> (F178.810.140.020) 460 x 133 x 40,2 mm
Favorit 711, 712, 714, 716 Vario	<b>60/4200-18</b> (H716.810.130.010) 472 x 124 x 57 mm		<b>60/4200-24</b> (H816.810.140.070, H916.810.140.070, L816.810.210.000) 406 x 120 x 55,5 mm
Favorit 816 Turbo, 818 Turbo, 822 Turbo, 824 Turbo		<b>60/4200-23</b> (H178.810.130.070) 295 x 212 x 56,2 mm	
Favorit 916, 920, 924, 926 Vario			
F345GT/GTM, F360GT/GTF/GTH, F365GTA, F380GT/GTA/GTF, F390GTA	<b>60/4200-22</b> (F198.810.140.010) 600 x 107 x 56,2 mm		
F370GT/GTA, F380GTA Turbo, F395GTA/GHA			<b>60/4200-24</b> (H816.810.140.070, H916.810.140.070, L816.810.210.000) 406 x 120 x 55,5 mm
Xylon 520, 522, 524		<b>60/4200-23</b> (H178.810.130.070) 295 x 212 x 56,2 mm	

Les références des pièces sont indicatives.  
Nos pièces ne sont pas d'origine

Part numbers are quoted for reference purposes only.  
Our parts and accessories are not original.








**"THE RELIABLE SERVICE"**





## ECLAIRAGE LIGHTING

### Optiques de phare / Front light lens

Réf. Ref.	OEM OEM	Désignation Description	Fig. Fig.	Tracteurs Tractors
22/181-54 63/1955-396 63/1955-250	F140.900.020.080	Phare avec éclairage de stationnement <i>Headlamp with parking light</i>  Ampoule / <i>Bulb</i> 12V/40-45W  Ampoule / <i>Bulb</i> 12V/3W (Stationnement / <i>Parking</i> )		Farmer 1, 2, Fix 2
22/189-67 63/1955-396	F165.900.020.010	Phare / <i>Headlamp</i>  Ampoule / <i>Bulb</i> 12V/40-45W		Farmer 1D, 1E, 1Z, 2, 2DE, 2E, 2S Farmer série 100 <i>series</i> 200, 201, 203, 204, 205
22/181-56 63/1955-472	X830.160.010.000 X830.160.034.000 X830.160.086.000  X825.283.248.000	Phare sans éclairage de stationnement <i>Headlamp without parking light</i>  Ampoule / <i>Bulb</i> 12V/55-60W H4		Farmer séries 100, 200 <i>series</i> , séries 300 LS, LSA <i>series</i> , séries 600, 800 <i>series</i>
22/181-55 22/181-57	X830.160.040.000 X830.160.037.000 X830.160.085.000	Phare sans éclairage de stationnement <i>Headlamp without parking light</i>  Phare avec éclairage de stationnement <i>Headlamp with parking light</i>		
63/1955-410 63/1955-250	F140.901.020.030	Ampoule / <i>Bulb</i> 12V/45-50W (Asymétrique / <i>asymmetrical</i> )  Ampoule / <i>Bulb</i> 12V/3W (Stationnement / <i>Parking</i> )		
22/181-65 22/181-58 63/1955-472 63/1955-250	G246.900.020.010 G246.900.020.040  X825.283.248.000	Phare sans éclairage de stationnement <i>Headlamp without parking light</i>  Phare avec éclairage de stationnement <i>Headlamp with parking light</i>  Ampoule / <i>Bulb</i> 12V/55-60W H4  Ampoule / <i>Bulb</i> 12V/3W (Stationnement / <i>Parking</i> )		Farmer séries 200, 300 <i>series</i>  Favorit séries 500, 700, 800, 900 <i>series</i>  Série GT <i>series</i>  Xylon 520, 522, 524
22/181-59 63/1955-472	G716.900.020.101  X825.283.248.000	Phare rond / <i>Round model</i> Ø 132mm  Ampoule / <i>Bulb</i> 12V/55-60W H4		Farmer série 400 <i>series</i>  Favorit Vario séries 700, 800, 900 <i>series</i>  Nouvelle génération <i>New generation</i>

63/1956-2	F140.901.020.020	Support / <i>Support</i>	
-----------	------------------	--------------------------	---

Les références des pièces sont indicatives.  
Nos pièces ne sont pas d'origine

Part numbers are quoted for reference purposes only.  
Our parts and accessories are not original.



## ECLAIRAGE LIGHTING

### Phares de travail / Working lamps

Farmer séries 200, 300 series,  
Favorit 816, 818, 822, 824,  
F365GT, F370GT, F380GT, F390G F395GT



**22/1931-39**  
(G294.900.110.010)  
Ampoules incluses  
*Bulbs included :*  
**63/1955-453 (x2)**  
(12V/55W H3)

Favorit Vario916, 920, 924, 926









**22/181-60**  
(G916.901.020.010)  
Phare d'angle / *Corner light*

Ampoules incluses  
*Bulbs included*  
**63/1955-453**  
(12V/55W H3)



Autres phares de travail disponibles voir notre catalogue accessoires électriques  
*Other working lamp available see our electrical catalogue*

### Feux avant / Front side lights & indicators

Réf. Ref.	OEM OEM	Désignation Description	Fig. Fig.	Tracteurs Tractors
22/1918-123 63/1955-382	X825.282.195.000 X825.283.299.000	Feu gauche & droit / <i>Lamp LH &amp; RH</i>  1x Ampoule / <i>Bulb 12V/21W</i>		Selon applications <i>Some fittings</i>
22/1918-124 63/1955-382 63/1955-239	X830.180.090.000 X825.283.299.000 X671.306.000.000	Feu gauche & droit / <i>Lamp LH &amp; RH</i>  1x Ampoule / <i>Bulb 12V/21W</i> 1x Ampoule / <i>Bulb 12V/5W</i>		Selon applications <i>Some fittings</i>
22/1918-118 22/1919-118 63/1955-382 63/1955-239	X830.180.095.000 X830.180.090.010 X825.283.299.000 X671.306.000.000	Feu gauche & droit / <i>Lamp LH &amp; RH</i>  Cabochon / <i>Glass</i> 1x Ampoule / <i>Bulb 12V/21W</i> 1x Ampoule / <i>Bulb 12V/5W</i>		Farmer séries 100, 200 series Favorit 626 LSA-T  F345GT, F350GT, F360GT, F370GT, F380GT
22/1918-119 22/1919-119 63/1955-382 63/1955-239	X830.180.032.000 X830.180.034.000 X830.180.032.010 X830.180.034.010 X825.283.299.000 X671.306.000.000	Feu gauche & droit / <i>Lamp LH &amp; RH</i>  Cabochon / <i>Glass</i>  1x Ampoule / <i>Bulb 12V/21W</i> 1x Ampoule / <i>Bulb 12V/5W</i>		Farmer séries 200, 300 series  Favorit séries 500, 600, 700, 800, 900 series
22/1918-85 22/1918-86 22/1919-85 63/1955-382 63/1955-207	G395.900.020.020 G395.900.020.030 F395.900.020.010 X825.283.299.000	Feu gauche / <i>Lamp LH</i>  Feu droit / <i>Lamp RH</i>  Cabochon / <i>Glass</i> 1x Ampoule / <i>Bulb 12V/21W</i> 1x Ampoule / <i>Bulb 12V/5W</i>		F231GT, F345GT, F350GT, F360GT, F365GT, F370GT, F380GT, F390GT, F395GT  Xylon 520, 522, 524
22/1918-120 22/1918-121 22/1919-120 22/1919-121 63/1955-382 63/1955-245	X830.180.036.000 X830.180.037.000 X830.180.036.010 X830.180.037.010 X825.283.299.000 X671.306.500.000	Feu gauche / <i>Lamp LH</i>  Feu droit / <i>Lamp RH</i>  Cabochon gauche / <i>Glass LH</i>  Cabochon droit / <i>Glass RH</i> 1x Ampoule / <i>Bulb 12V/21W</i> 1x Ampoule / <i>Bulb 12V/10W</i>		Farmer 203 PII, 204P, 205 P

Les références des pièces sont indicatives.  
Nos pièces ne sont pas d'origine








Part numbers are quoted for reference purposes only.  
Our parts and accessories are not original.





## ECLAIRAGE LIGHTING

### Feux arrière / Rear side lights & indicators

Réf. Ref.	OEM OEM	Désignation Description	Fig. Fig.	Tracteurs Tractors
22/1912-143	F225.901.020.040	Feu droit - Sans éclairer plaque <i>Lamp RH - Less number plate light</i>		Farmer Fix 1, 2 Farmer 2S  105x79mm
22/1912-144	F225.901.020.030	Feu gauche - Avec éclairer plaque <i>Lamp LH - With number plate light</i>		
63/1955-245 63/1955-251	X671.306.500.000	1x Ampoule / <i>Bulb</i> 12V/10W 1x Ampoule / <i>Bulb</i> 12V/15W		
22/1912-181	X830.180.132.000	Feu droit / <i>Lamp RH</i>		Type Hella type Farmer séries 100, 300 series Favorit séries 600, 700, 800, 900 series F231GT, F345GT, F350GT, F360GT, F365GT, F370GT, F380GT, F390GT, F395GT Xylon 520, 522, 524
22/1912-182	X830.180.151.000	Feu gauche / <i>Lamp LH</i>		
22/1913-181	X830.180.132.010	Cabochoon droit / <i>Glass RH</i>		
22/1913-182	X830.180.151.010	Cabochoon gauche / <i>Glass LH</i>		
63/1955-382	X825.283.299.000	2x Ampoule / <i>Bulb</i> 12V/21W		
63/1955-245	X671.306.500.000	1x Ampoule / <i>Bulb</i> 12V/10W		
22/1912-183	X830.180.046.000	Feu droit / <i>Lamp RH</i>		Type Jokon type Farmer séries 100, 300 series Favorit série 600 series F231GT
22/1912-184	X830.180.048.000	Feu gauche / <i>Lamp LH</i>		
22/1913-80	X830.180.046.010	Cabochoon droit / <i>Glass RH</i>		
22/1913-81	X830.180.048.010	Cabochoon gauche / <i>Glass LH</i>		
63/1955-382	X825.283.299.000	2x Ampoule / <i>Bulb</i> 12V/21W		
63/1955-245	X671.306.500.000	1x Ampoule / <i>Bulb</i> 12V/10W		
22/1912-185	X825.282.180.000	Feu droit / <i>Lamp RH</i>		Farmer séries 100, 300 series Favorit série 600 series
22/1912-186	X825.282.179.000	Feu gauche / <i>Lamp LH</i>		
22/1913-185	X825.282.180.010	Cabochoon droit / <i>Glass RH</i>		
22/1913-186	X825.282.179.010	Cabochoon gauche / <i>Glass LH</i>		
63/1955-382	X825.283.299.000	2x Ampoule / <i>Bulb</i> 12V/21W		
63/1955-207	X671.306.000.000	1x Ampoule / <i>Bulb</i> 12V/5W		
22/1912-179	G246.900.020.030	Feu droit / <i>Lamp RH</i>		Farmer série 200 series
22/1912-180	G246.900.020.020	Feu gauche / <i>Lamp LH</i>		
22/1913-179	X830.180.039.010	Cabochoon droit / <i>Glass RH</i>		
22/1913-180	X830.180.038.020	Cabochoon gauche / <i>Glass LH</i>		
63/1955-382	X825.283.299.000	2x Ampoule / <i>Bulb</i> 12V/21W		
63/1955-245	X671.306.500.000	1x Ampoule / <i>Bulb</i> 12V/10W		
22/1912-187	X830.180.200.000	Feu droit / <i>Lamp RH</i>		Favorit 626 LSA-T
22/1912-188	X830.180.201.000	Feu gauche / <i>Lamp LH</i>		
22/1913-187		Cab. gauche & droit / <i>Glass LH &amp; RH</i>		
63/1955-382	X825.283.299.000	2x Ampoule / <i>Bulb</i> 12V/21W		
63/1955-265		1x Ampoule / <i>Bulb</i> 12V/10W		
22/1912-142	G716.900.020.090	Feu gauche & droit / <i>Lamp RH &amp; LH</i>		
22/1913-137	F716.900.020.040	Cab. gauche & droit / <i>Glass LH &amp; RH</i>		
63/1955-382	X825.283.299.000	2x Ampoule / <i>Bulb</i> 12V/21W		
63/1955-245	X671.306.200.000	1x Ampoule / <i>Bulb</i> 12V/10W		
22/1920-11	G312.900.220.020	Eclairer plaque		Farmer série 400 series Favorit séries 700, 800, 900 series
63/1955-265		Ampoule / <i>Bulb</i> 12V/10W		

Les références des pièces sont indicatives.  
Nos pièces ne sont pas d'origine

Part numbers are quoted for reference purposes only.  
Our parts and accessories are not original.



**"THE RELIABLE SERVICE"**



## CONTACTEURS SWITCHES



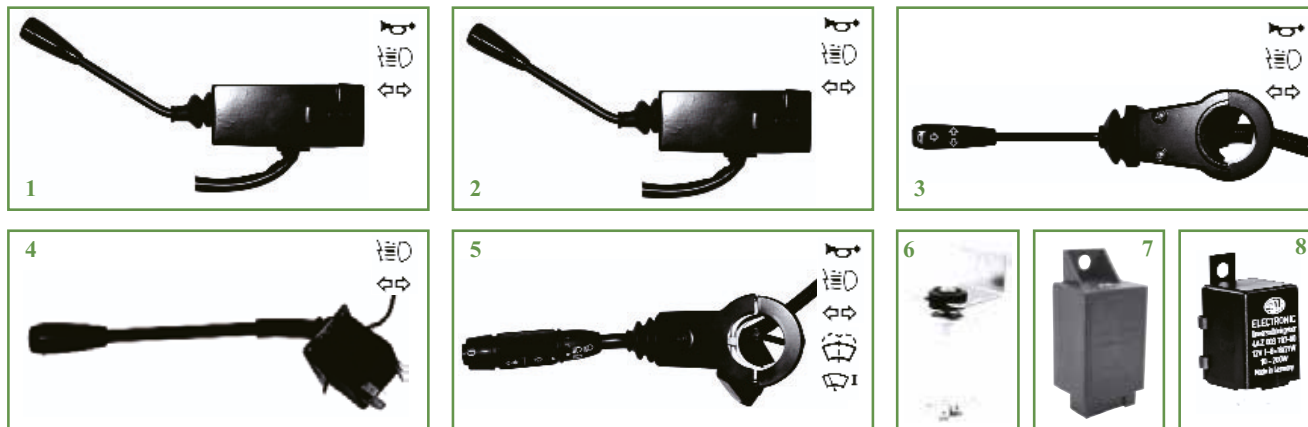
Tracteurs Tractors	Fig. Fig.	Réf. Ref.	OEM OEM	Désignation Description
<b>Contacteurs de démarrage / Starting switches</b>				
Farmer 5S, 102, 103, 104, 105, 106, 108, 200, 201, 203, 204, 205, F231GT	1	22/950-58	F228.900.020.071	Préchauffage - démarrage Heating - Start
Farmer 2, 2D, 2DE, 2E, 2S, 3S, 4S, 5S Farmer série 100 series Favorit 614, 615 F231GT	2	22/950-83	X830.240.080.000	Préchauffage - démarrage Heating - Start
Farmer séries 200, 300 series Favorit série 600 series F231GT, F345GT, F350GT, F360GT, F365GT, F370GT, F380GT, F390GT, F395GT	3	22/950-84	X830.240.105.000 X830.240.108.000 X830.240.110.000	Contact - préchauffage - démarrage (10 bornes) Ignition - Heating - Start (10 terminals)
		22/951-35	X830.240.110.010	Clé / Key
Farmer 307, 308, 309 Farmer série 400 series Favorit séries 700, 800, 900 series Xylon 520, 522, 524	3	22/950-85	G816.900.020.021	Contact - démarrage (6 bornes) Ignition - Start (6 terminals)
		22/951-35	X830.240.110.010	Clé / Key
<b>Contacteurs d'éclairage / Lighting switches</b>				
Farmer 2, 2D, 2DE, 2E	4	22/953-81	F024.900.020.051	Contact - éclairage Ignition - Light
Farmer 2S, 3S, 4S, 5S Farmer séries 100, 200 series	4	22/953-82	F258.908.020.040	Contact - éclairage Ignition - Light
<b>Contacteurs rotatifs / Rotating switches</b>				
Farmer 2, 2D, 2DE, 2E	5	22/956-17	X830.240.030.000	Clignoteurs Blinking light
Farmer séries 200, 300 series Favorit série 600 series F345GT, F350GT, F360GT, F365GT, F370GT, F380GT, F390GT, F395GT	6	22/956-14	X830.240.195.000	Lecture digitale Digital display
Farmer série 200 series F345GT, F360GT, F365GT, F380GT	7	22/956-15	F275.500.260.150	Ventilation de cabine Cab fan
Farmer séries 300, 400 series Favorit séries 500, 700, 800, 900 series F370GT, F380GT Xylon 520, 522, 524	8	22/956-16	G312.810.130.100	Ventilation de cabine Cab fan

Les références des pièces sont indicatives.  
Nos pièces ne sont pas d'origine

Part numbers are quoted for reference purposes only.  
Our parts and accessories are not original.



## CONTACTEURS SWITCHES



Tracteurs Tractors	Fig. Fig.	Réf. Ref.	OEM OEM	Désignation Description
<b>Contacteurs combinés / Combined switches</b>				
Farmer 2S, 3S, 4S, 5S Farmer série 100 series	1	22/958-60	F182.900.020.030	
Farmer 200, 201, 203, 204, 205	2	22/958-61	X830.240.035.000	
Farmer 240, 250, 260, 270, 275, 280 Farmer série 300 series F231GT	3	22/958-62	X830.240.058.000	
Farmer série 300 series	4	22/958-64	X830.240.136.000	
Farmer séries 300, 400 series Favorit séries 500, 700, 800, 900 series F370GT, F380GT, F390GT, F395GT Xylon 520, 522, 524	5	22/958-63	G395.900.020.040	
<b>Centrales clignotantes / Blinking units</b>				
Farmer 2S, 3S, 4S, 5S Farmer série 100 series Farmer 200, 201, 203, 204, 205	6	22/961-15	X830.030.061.000	5 bornes - 5 terminals
Farmer 2S, 3S, 4S, 5S Farmer séries 100, 200, 300 series Favorit séries 500, 600, 800, 900 series F231GT, F345GT, F350GT, F360GT, F365GT, F370GT, F380GT, F390GT, F395GT Xylon 520, 522, 524	7	22/961-16	X830.030.065.000	6 bornes - 6 terminals
Farmer séries 300, 400 series Favorit séries 700, 800, 900 series F370GT, F380GT	8	22/961-17	G117.900.020.011	4 bornes - 4 terminals

Les références des pièces sont indicatives.  
Nos pièces ne sont pas d'origine

Part numbers are quoted for reference purposes only.  
Our parts and accessories are not original.



## CONTACTEURS SWITCHES



Tracteurs Tractors	Fig. Fig.	Réf. Ref.	OEM OEM	Désignation Description
<b>Contacteurs magnétiques / Magnetic switches</b>				
Farmer 2S, 3S, 4S, 5S Farmer série 100 series Farmer 200, 201, 203, 204, 205	1	22/962-43	X830.240.057.000	Feux stop Stop switch
Farmer séries 100, 200, 300 series Favorit série 600 series F231GT	2	22/962-44	X830.240.056.000	Feux stop Stop switch
Farmer série 200 series Farmer 307, 308, 309	3	22/962-40	X830.240.178.000	Frein à main Hand brake
Farmer séries 200, 300 series Favorit séries 500, 600, 800, 900 series F345GT, F360GT, F365GT, F380GT, F390GT, F395GT Xylon 520, 522, 524	4	22/962-41	X830.240.177.000	Sécurité démarrage Safety starting switch
Farmer série 300 series Favorit série 600 series F345GT, F350GT, F360GT, F365GT, F370GT, F380GT, F390GT, F395GT	5	22/962-42	X830.240.180.000	Sécurité démarrage Safety starting switch
<b>Relais / Relay</b>				
Farmer séries 200, 300 series Favorit série 600 series Série GT series	6	22/965-28	X830.250.011.000	12V 20/20A
Farmer séries 200, 300, 400 series Favorit séries 500, 600, 700, 800, 900 series Série GT series Xylon 520, 522, 524	7	22/965-26	H312.900.020.041	12V 20/30A
Farmer séries 200, 300, 400 series Favorit séries 500, 700, 800, 900 series F370GT, F380GT Xylon 520, 522, 524	8	22/965-27	H312.900.020.020	12V 60A

Les références des pièces sont indicatives.  
Nos pièces ne sont pas d'origine

Part numbers are quoted for reference purposes only.  
Our parts and accessories are not original.



## CONTACTEURS SWITCHES



Tracteurs Tractors	Fig. Fig.	Réf. Ref.	OEM OEM	Désignation Description
<b>Sonde de température / Temperature sender unit</b>				
Farmer 5S Farmer séries 100, 300, 600 series	1	22/180-26	X830.030.053.000	M14x1.5 1 fiche / 1 terminal
Farmer 102, 103, 104, 105, 106, 108	2	22/180-22	F182.900.020.040	M10x1.5
Farmer série 200 series F345GT, F350GT, F360GT, F365GT, F370GT, F380GT, F390GT, F395GT	3	22/180-23	X830.030.059.000	M14x1.5
Farmer séries 200, 300 series Favorit séries 500, 600, 800, 900 series F345GT, F350GT, F360GT, F365GT, F370GT, F380GT, F390GT, F395GT Xylon 520, 522, 524	4	22/180-27	X830.240.011.000 H198.903.020.010	Température huile hydraulique Hydraulic oil temperature M14x1.5
Favorit séries 700, 800, 900series	5	22/180-24	H312.900.020.010	M14x1.5
	6	22/180-25	H816.970.020.020	Collecteur d'air / Air manifold M18x1.5
<b>Manocontacts / Pressure switches</b>				
Farmer 2, 2D, 2DE, 2E Farmer séries 100, 200 series F345GT, F350GT, F360GT, F365GT, F370GT, F380GT, F390GT, F395GT	7	22/186-31	X830.240.088.000 F020.200.110.011	Huile moteur / Engine oil M10x1.00 cylindrique / cylindrical 0.15-0.45 bar
Farmer série 300 series Favorit séries 500, 600 series	8	22/186-32	H312.970.020.020	Huile moteur / Engine oil M14x1.5
Farmer série 300 series Favorit série 600 series Série GT series	9	22/186-33	X830.240.231.000	Feux stop - Stop switch M10x1.00
Favorit séries 800, 900 series Xylon 520, 522, 524	10	22/186-29	H816.970.020.010	Huile moteur / Engine oil M18x1.5 2 bornes M4 / 2 M4-terminals 0-5 bar

Les références des pièces sont indicatives.  
Nos pièces ne sont pas d'origine

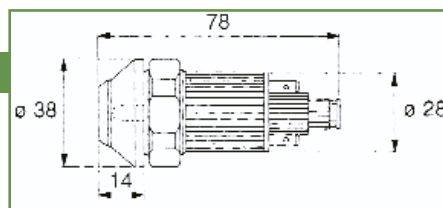
Part numbers are quoted for reference purposes only.  
Our parts and accessories are not original.





## CONTACTEURS SWITCHES

### Boutons-poussoirs / Push switches



	Réf. Ref.	OEM OEM	Description Description	Tracteurs Tractors
	63/1884-26	X830.230.500.000	Connecteur Connector housing	
	63/1884-27		Ampoule témoin Bulb	
	63/1884-33	X830.240.098.000 G312.900.020.020	Feux de croisement Full beam light	Farmer séries 300, 400 series Favorit séries 500, 700, 800, 900 series F370GT, F380GT, Xylon 520, 522, 524
	63/1884-83	G312.900.160.010	Eclairage frontal Front light	Farmer séries 200, 300 series Favorit séries 500, 700, 800, 900 series Série GT series, Xylon 520, 522, 524
	63/1884-6	X830.240.357.000	Feux de travail avant Front side light	Farmer 240S, 250S, 260S, 275S Farmer série 300 series
	63/1884-5	X830.240.356.000	Feux de travail arrière Rear side light	Farmer série 300 series, Favorit série 600 series Série GT series
	63/1884-11	X830.240.097.000	Feux de détresse Warning light	Farmer séries 100, 200, 300, 400 series Favorit séries 500, 600, 700, 800, 900 series Série GT series, Xylon 520, 522, 524
	63/1884-1	X830.240.358.000 X830.240.362.000	Feux de stationnement Parking light	Farmer séries 200, 300 series Favorit 611, 612, 614, 615, Série GT series
	63/1884-84	X830.240.359.000	Ventilation cabine Cab blower	Farmer série 300 series, Favorit séries 500, 600 series, Série GT series
	63/1884-40	X830.240.355.000	Ventilateur vitesse rapide Fast speed blower	Farmer série 300 series, Favorit série 600 series
	63/1884-13 Push-Push	G395.970.100.022	Prise de force PTO drive	Farmer série 300 series, F390GT, F395GT
	63/1884-82 Push	G312.970.090.011	Prise de force PTO drive	Farmer 307, 308, 309, 310, 311, 312 Favorit séries 500, 700, 800, 900 series Xylon 520, 522, 524
	63/1884-15	X830.240.087.000	Essuie-glace intermittent Intermittent wiper	
	63/1884-18	X830.240.094.000	Essuie-glace Wiper	Farmer série 300 series Favorit 611, 612, 614, 615 Série GT series
	63/1884-24	X830.240.095.000	Lave glace Wiper washer	
	63/1884-25	X830.240.096.000	Relevage / Lift EHR III & IV	Farmer série 300 series, Favorit série 600 series
	63/1884-86	G395.860.100.010	Relevage / Lift EHR D (Jaune / Yellow)	Farmer 240S, 250S, 260P/S, 270P, 275S, 280P/S Farmer série 300 series, Favorit série 600 series, F390GT, F395GT
	63/1884-85	X816.860.100.201	Relevage / Lift EHR D (Bleu / Blue)	Farmer série 300 series, Favorit séries 500, 700, 800, 900 series Xylon 520, 522, 524

Les références des pièces sont indicatives.  
Nos pièces ne sont pas d'origine

Part numbers are quoted for reference purposes only.  
Our parts and accessories are not original.





## CONTACTEURS SWITCHES

### Contacteurs à bascule / *Rocker switches*



Réf. Ref.	OEM OEM	Description Description	Tracteurs Tractors
22/967-71	X830.241.014.000+ X830.241.305.000	Gyrophare <i>Beacons</i>	Farmer séries 200, 300, 400 <i>series</i> Favorit séries 500, 600, 700, 800, 900 <i>series</i> Série GT <i>series</i> , Xylon 520, 522, 524
22/967-72	X830.241.015.000+ X830.241.310.000	Phare de travail <i>Worklamp</i>	Farmer série 300 <i>series</i> Favorit série 600 <i>series</i>
22/967-73	X830.241.016.000+ X830.241.311.000	Relevage <i>Lift</i>	Farmer 240S, 250S/V, 260S/V/P, 270P/V, 275S/V, 280S/V/P
22/967-74	X830.241.011.000	Ventilation <i>Blower</i>	Farmer 102, 103, 104, 105, 106, 108 Favorit 614, 615
22/967-75	X830.241.014.000+ X830.241.309.000	Airco <i>Airco</i>	Farmer séries 200, 300, 400 <i>series</i> Favorit séries 500, 600, 700, 800, 900 <i>series</i> Série GT <i>series</i> , Xylon 520, 522, 524
22/967-76	X830.241.013.000+ X830.241.304.000	Essuie- et lave glace <i>Window wiper / washer</i>	
22/967-77	X830.241.012.000+ X830.241.307.000	Feux de route <i>Traffic lights</i>	

	22/977-10	Douille + ampoule <i>Socket + bulb</i>
--	-----------	---

## AVERTISSEUR SONORE HORN

63/1995-80  F238.900.020.041 F238.900.020.042	
--	--

Les références des pièces sont indicatives.  
Nos pièces ne sont pas d'origine


Part numbers are quoted for reference purposes only.  
Our parts and accessories are not original.



**FICHE & PRISE  
PLUG & SOCKET**

63/1971-5 X830.230.553.000		Prise 3 pôles 3 Pin Plug	63/1970-3 X830.230.007.000		Fiche 3 pôles 3 Pin socket
63/1971-3		Prise 3 pôles 3 Pin Plug			
63/1971-6 G205.900.900.010		Prise 3 pôles 3 Pin Plug	63/1970-4 G205.900.900.020		Fiche 3 pôles 3 Pin socket
63/1971-8		Prise 2 pôles 2 Pin Plug	63/1970-7		Fiche 2 pôles 2 Pin socket
63/1971-1 G395.900.070.010		Prise 7 pôles 7 Pin Plug	63/1970-1		Fiche 7 pôles 7 Pin socket
			22/963-2 X830.230.0006.000		Prise "Jack" "Jack" socket

**CABLES DE COMPTE-HEURES  
DRIVE CABLES**



Tracteurs Tractors	Réf. Ref.	Longueur Length
Farmer série 100 series	22/177-58 (F230.200.161.020)	1400 mm
	22/177-59 (F180.200.160.010)	2000 mm
	22/177-60	2400 mm
Farmer 303, 304, 305, 306, 307, 308, 309	22/177-56 (X800.290.126.000)	1065 mm Côté moteur / Engine side
	22/177-55 (X800.290.140.000)	630 mm Côté compteur / Tractometer side
F231GT	22/177-61 (F238.200.160.010)	1560 mm

**RENOI D'ANGLE  
DRIVE UNIT**

Renvoi d'angle  
Drive unit

22/58-20  
(F230.200.161.040,  
F025.100.190.140)



Adaptateur  
Adapter

22/58-21  
(F139.207.160.040)


Les références des pièces sont indicatives.  
Nos pièces ne sont pas d'origine

Part numbers are quoted for reference purposes only.  
Our parts and accessories are not original.



**MECANISMES & DISQUES D'EMBRAYAGE**  
**CLUTCH ASSEMBLIES & PLATES**

Légendes voir page 56 - Figures voir pages 57-58 - Key See page 56 - Figures see pages 57-58



Tracteurs Tractors	Embrayage Clutch		Disque Plate		Butée de débrayage Release bearing
	Ø	N°	Ø	N°	
Fix 2	200 G3 Bague d'appui Release plate	<b>22/200-700</b> F020.100.100.021	200	<b>22/221-700</b> F016.100.100.030 UF 10Z 23x29	
Farmer 1 (237)	225 G3 Bague d'appui Release plate	<b>22/200-701</b> F015.100.100.230	225	<b>22/221-701</b> F025.100.100.180 UF 10Z 1" x 1" 1/4	<b>22/231-701</b> F015.100.100.020 Butée carbone Carbon plate
Farmer 1 E Fix 2 E	225 G3	<b>22/200-702</b> F131.100.100.010	225	<b>22/221-702</b> F131.100.100.020 UF 10Z 23x29	
Farmer 1 E	225/200 AH G3	<b>22/200-703</b> E231.103.100.010 F231.103.100.010 Z231.103.100.010	200 LK	<b>22/212-703</b> F225.100.100.030 UF 8Z 42x48	<b>22/231-703</b> X623.577.200.000
			225 LH	<b>22/221-703</b> F231.103.100.020 TF 10Z 21x26	
Farmer 2, 2D, 2DE, 2E Mod. F 139/1, F 139/3, 228/1	250/225 AH G3	<b>22/200-704</b> F139.100.100.013 F139.100.100.014	225 LK	<b>22/212-704</b> F027.100.100.050 UF 8Z 46x50	<b>22/231-550</b> H199.104.100.010 MV
			250 LH	<b>22/221-704</b> F139.103.100.010 UF 10Z 23x29	<b>22/231-156</b> 65x102x25
Farmer 2S, 3S, 4S, 5S Farmer 101, 102, 103, 104, 105, 106, 108 version S & LS version	250 G3	<b>22/200-705</b> F268.102.100.010 F268.102.100.011 X805.230.052.000 X805.230.050.000	250	<b>22/221-705</b> F250.100.100.020 UF 10Z 26x32	<b>22/231-705</b> X623.577.500.000 50x82x18
			250	<b>22/221-722</b> F269.101.100.010 UC LT 10Z 26x32	ou / or
			<b>Kit complet / Complete kit</b> <b>22/200-1313 KT</b>		<b>22/231-722</b> 50x82x24
Farmer 103S, 200S, LS, V, 203P, P II, V, V/II, 205P Agrobil S (voir aussi 255 GT... / See also 255 GT...)	250/250 DV GU6	<b>22/200-706</b> X805.230.003.000	250 LK	<b>22/212-706</b> X805.230.004.010 F138.151.100.030 UF 20Z 36x40	<b>22/231-706</b> X612.197.000.000 65x97
			250 LN	<b>22/221-706</b> 155.102.420.010 TF 10Z 26x32	<b>22/231-551</b> X612.197.100.000 106x140
			ou / or 250 LN	ou / or <b>22/221-705</b> F250.100.100.020 UF 10Z 26x32	<b>22/230-706</b> X606.715.411.000 AU

Les références des pièces sont indicatives.  
Nos pièces ne sont pas d'origine

Part numbers are quoted for reference purposes only.  
Our parts and accessories are not original.



**"THE RELIABLE SERVICE"**



**MECANISMES & DISQUES D'EMBRAYAGE**  
**CLUTCH ASSEMBLIES & PLATES**

Légendes voir page 56 - Figures voir pages 57-58 - Key See page 56 - Figures see pages 57-58

Tracteurs Tractors	Embrayage Clutch		Disque Plate		Butée de débrayage Release bearing
	Ø	N°	Ø	N°	
Farmer 240 S (294/0001 ⇔), 250 S (295/0001 ⇔), 250 V (205/0001 ⇔), 260 P (⇔ 246/0260), 260 S (⇔ 296/1249), 260 V (⇔ 206/0875)	250/265	22/200-707 E205.100.100.010	250 LK	22/212-706 X805.230.004.010 F138.151.100.030 UF 20Z 36x40	22/231-706 X612.197.000.000 65x97  22/231-551 X612.197.100.000 106x140  22/230-706 X606.715.411.000 AU
			265 LN	22/221-707 H205.100.420.000 UF 10Z 26x32	
			ou / or 250 LN	ou / or 22/221-706 155.102.420.010 TF 10Z 26x32	
Farmer 204 P, 204 V, 260 P (246/0261 ⇔), 260 S (296/1250 ⇔), 260 V (206/0876 ⇔), 270 P, 270 V, 275 S, 275 V, 280 P	280/295 DF-FO GU6	22/200-708 E207.100.100.010	280 LK	22/212-708 X805.230.022.010 UF 20Z 36x40	22/230-706 X606.715.411.000 AU
			295 LN	22/221-708 166.100.420.011 UF 10Z 26x32	
Farmer 270 P (297/4170 ⇔) 280 PA (248/0001 ⇔) 280 S (297/7001 ⇔) 280 SA 280 V (208/7001 ⇔)	280/295 DF-FO GU6	22/200-709 E207.100.100.020	280 LK	22/212-709 Z207.100.100.030 UF 20Z 36x40	22/231-550 H199.104.100.010 MV
			295 LN	22/221-708 166.100.420.011 UF 10Z 26x32	
Farmer 303, 304, 305, 306, 307, 308, 309, 310, 311, 312, S, LS, LSA  Ø 320 interchangeable avec Ø 330 à partir du Farmer 310 Ø 320 interchangeable with Ø 330 starting from Farmer 310	320 G3	22/200-710 E198.100.100.010 Moyeu 22Z hub	320	22/221-710 178.100.421.010 UF 10Z 26x32	22/231-550 H199.104.100.010 MV  22/231-156 65x102x25  22/231-551 X612.197.100.000 106x40
			Kit complet / Complete kit 22/200-1314 KT		
	330 DF-FO G3	22/200-711 E198.100.100.020 Moyeu 22Z hub	330	22/221-711 H199.100.420.010 UF 10Z 26x32	
Farmer 307 C, 308 C, 309 C	295/330 DF-FO GU6	22/200-550 E395.100.100.010	295 LK	22/212-550 F395.100.100.010 UC 22Z 41x45	22/230-550 X607.305.302.000 AU
			330 LN	22/221-550 H395.100.420.010 UC 10Z 26x32	
Favorit 1, 2, 3 - Mod. FW 150/11	250/280 AH G3	22/200-712 F140.103.100.013	250 LK	22/212-712 F040.100.100.281 UF 8Z 46x50	22/231-712 (X623.577.400.000)
			280 LH	22/221-712 F140.112.100.020 UF 10Z 23x29	
Favorit 3 S	280/280 GU6	22/200-713 F165.100.100.020	280 LK	22/212-713 F165.100.100.050 UF 8Z 46x50	22/231-706 X612.197.000.000 65x97
			280 LN	22/221-713 F165.100.100.031 UF 10Z 23x29	22/231-551 X612.197.100.000 106x140
Favorit 4 S Moteur 66 kW motor	310 DV	22/200-714	310	22/221-714 F181.100.100.011 UF 22Z 41x45	22/231-550 H199.104.100.010 MV

Les références des pièces sont indicatives.  
Nos pièces ne sont pas d'origine

Part numbers are quoted for reference purposes only.  
Our parts and accessories are not original.



**"THE RELIABLE SERVICE"**



## MECANISMES & DISQUES D'EMBRAYAGE CLUTCH ASSEMBLIES & PLATES

Légendes voir page 56 - Figures voir pages 57-58 - Key See page 56 - Figures see pages 57-58

Tracteurs Tractors	Embrayage Clutch		Disque Plate		Butée de débrayage Release bearing
	Ø	N°	Ø	N°	
Favorit 511 C (511/0101 ⇨)	330 DF-FO G3	<b>22/200-711</b> E198.100.100.020 Moyeu 22Z hub	330	<b>22/221-711</b> H199.100.420.030 UF 10Z 26x32	<b>22/231-550</b> H199.104.100.010 MV  <b>22/230-550</b> X607.305.302.000 AU
Favorit 600 LS, 610 LS (281/1265 ⇨)	310 GU6	<b>22/200-715</b> F181.100.100.060	310	<b>22/221-715</b> F178.100.420.010 UF 10Z 26x32	<b>22/231-550</b> H199.104.100.010 F281.100.100.010 345.100.100.020 MV
Favorit 4S, 10S, 11S Favorit 600 S, LS - Mod. FW 280 600 S, LS - Mod. F 281 611 S, LS - Mod. F 282 (⇨ 282/0754)	310 GU6	<b>22/200-715</b> F181.100.100.060	310	<b>22/221-714</b> F181.100.100.011 UF 22Z 41x45	<b>22/231-550</b> H199.104.100.010 MV
Favorit 611 LS - Mod. 282 (282/0755 ⇨) 612 LSA - Mod. F 283 614 LSA - Mod. FW 284 615 LSA - Mod. FW 384	350 GU6	<b>22/200-716</b> E285.100.103.050	350	<b>22/221-716</b> F183.100.100.020 UF 22Z 41x45	<b>22/231-156</b> 65x102x25  <b>22/230-716</b> X607.305.701.003 AU
			350	<b>22/221-723</b> 285.100.103.010 UC-LT 22Z 41x45	
			<b>Kit complet / Complete kit</b> <b>22/200-1316 KT</b>		
Favorit 614 LSA - Mod. FW 384 (⇨ 384/0508)	360 DF-FO	<b>22/200-717</b> E382.100.100.010	350	<b>22/221-716</b> F183.100.100.020 UF 22Z 41x45	<b>22/231-717</b> G385.100.100.030 MV  <b>22/230-716</b> X607.305.701.003 AU
			350	<b>22/221-723</b> 285.100.103.010 UC-LT 22Z 41x45	
			360	<b>22/221-717</b> H384.100.420.030 UC-LT 22Z 41x45	
Favorit Turbomatic E 611 LSA, 612 LSA, 614 LSA (384/0508 ⇨) 615 LSA	360 DF-FO	<b>22/200-717</b> E382.100.100.010	360	<b>22/221-717</b> H384.100.420.030 UC-LT 22Z 41x45 Modèle renforcé Heavy duty	
			<b>Kit complet / Complete kit</b> <b>22/200-1317 KT</b>		
115GT 220GT	200 G3 Bague d'appui Release plate	<b>22/200-718</b> F120.100.100.021	200	<b>22/221-718</b> F016.100.100.031 UF 10Z 23x29	<b>22/231-718</b> F015.100.100.030 Butée carbone Carbon plate
255 GT (⇨ 0135), 275 GT (⇨ 0539),  Agrobil S (Voir aussi Farmer 103 S ... / See also Farmer 103 S ...)	280/295 DF-FO GU6	<b>22/200-708</b> E207.100.100.010	280 LK	<b>22/212-708</b> X805.230.022.010 UF 20Z 36x40	<b>22/231-706</b> X612.197.000.000 65x97  <b>22/231-551</b> X612.197.100.000 106x140
			280 LN	<b>22/221-724</b> X805.230.101.000 UF 10Z 26x32	<b>22/230-706</b> X606.715.411.000 AU

Les références des pièces sont indicatives.  
Nos pièces ne sont pas d'origine

Part numbers are quoted for reference purposes only.  
Our parts and accessories are not original.



**"THE RELIABLE SERVICE"**



Ed.1 (09/05)

FENDT-55



**MECANISMES & DISQUES D'EMBRAYAGE**  
**CLUTCH ASSEMBLIES & PLATES**

Légendes voir page 56 - Figures voir pages 57-58 - Key See page 56 - Figures see pages 57-58

Tracteurs Tractors	Embrayage Clutch		Disque Plate		Butée de débrayage Release bearing
	Ø	N°	Ø	N°	
255 GT (0136 ⇨), 275 GT (0540 ⇨)	280/295 DF-FO GU6	<b>22/200-708</b> E207.100.100.010	280 LK	<b>22/212-708</b> X805.230.022.010 UF 20Z 36x40	<b>22/231-706</b> X612.197.000.000 65x97  <b>22/231-551</b> X612.197.100.000 106x140
			295 LN	<b>22/221-708</b> 166.100.420.011 UF 10Z 26x32	
275 GT	280/295 DF-FO GU6	<b>22/200-709</b> E207.100.100.020	280 LK	<b>22/212-709</b> Z207.100.100.030 UF 20Z 36x40	<b>22/230-706</b> X606.715.411.000 AU
			295 LN	<b>22/221-708</b> 166.100.420.011 UF 10Z 26x32	
345 GT (Nr. 345/0001 ⇨ 345/0984 ⇨ 345/90053)	250/250 DV GU6	<b>22/200-706</b> X805.230.003.000	250 LK	<b>22/212-706</b> X805.230.004.010 F138.151.100.030 UF 20Z 36x40	<b>22/231-550</b> H199.104.100.010 MV
			250 LN	<b>22/221-706</b> 155.102.420.010 TF 10Z 26x32	
345 GT (Nr. 345/0985 ⇨ 345/90045 ⇨) 360 GT (Nr. 360/0001 ⇨) 365 GT (Nr. 365/0001 ⇨)	280/295 DF-FO GU6	<b>22/200-708</b> E207.100.100.010	280 LK	<b>22/212-708</b> X805.230.022.010 UF 20Z 36x40	<b>22/231-156</b> 65x102x25
			295 LN	<b>22/221-708</b> 166.100.420.011 UF 10Z 26x32	
<b>Kit complet / Complete kit 22/200-1318KT</b>					
380 GT	320/295 DF-FO GU6	<b>22/200-720</b> E380.100.100.030	295 LK	<b>22/212-720</b> X805.230.076.010 UF 20Z 36x40	<b>22/230-706</b> X606.715.411.000 AU
			320 LN	<b>22/221-710</b> 178.100.421.010 UF 10Z 26x32	
380 GT 390 GT 395 GT	295/330 DF-FO GU6	<b>22/200-550</b> E395.100.100.010	295 LK	<b>22/212-550</b> F395.100.100.010 UC 22Z 41x45	<b>22/231-551</b> X612.197.100.000 106x140
			330 LN	<b>22/221-550</b> H395.100.420.010 UC 10Z 26x32	

AH	Avec les 2 disques incorporés
AU	Roulement de volant
DF	Diaphragme, volant plat
DV	Diaphragme, volant creux
FO	Volant plat, sans bague d'appui
G3	3 doigts
GU6	Commande indépendante 6 doigts
LH	Friction d'avancement côté moteur, intégrée
LK	Friction prise de force, côté B.V. intégrée
LN	Friction d'avancement côté moteur, libre
LT	6 paires de pastilles
MV	Butée avec support
UC	Cera métallique fixe
UF	Organique fixe

AH	Both driven plates built in
AU	Flywheel bearing
DF	Diaphragm, flat flywheel
DV	Diaphragm, pot flywheel
FO	Flat flywheel without release plate
G3	3 levers
GU6	Independent clutch, 6 levers
LH	Main disc, engine side, integrated
LK	PTO disc, transmission side, integrated
LN	Main disc, engine side, loose
LT	6 pairs of pads
MV	Release bearing with carrier
UC	Fixed cera-matallic
UF	Fixed organic

Les références des pièces sont indicatives.  
Nos pièces ne sont pas d'origine

Part numbers are quoted for reference purposes only.  
Our parts and accessories are not original.





**MECANISMES & DISQUES D'EMBRAYAGE**  
**CLUTCH ASSEMBLIES & PLATES**

**BUTÉE DE DÉBRAYAGE**  
**RELEASE BEARING**

**22/231-156**  
Ø 65x102 - L. 27mm  
Séries 100 series



22/200-550



22/200-700



22/200-701



22/200-702



22/200-703



22/200-704



22/200-705




22/200-706



22/200-707



22/200-708



22/200-709



22/200-710



22/200-711



22/200-712



22/200-713



22/200-714



22/200-715



22/200-716



22/200-717



22/200-718



22/200-720



22/212-550



22/212-703



22/212-704



22/212-706



22/212-708



Les références des pièces sont indicatives.  
Nos pièces ne sont pas d'origine

Part numbers are quoted for reference purposes only.  
Our parts and accessories are not original.





**MECANISMES & DISQUES D'EMBRAYAGE**  
**CLUTCH ASSEMBLIES & PLATES**


22/212-709	22/212-712	22/212-713	22/212-720	
22/221-550	22/221-700	22/221-701	22/221-702	22/221-703
22/221-704	22/221-705	22/221-706	22/221-707	22/221-708
22/221-710	22/221-711	22/221-712	22/221-713	22/221-714
22/221-715	22/221-716	22/221-717	22/221-718	22/221-722
22/221-723	22/221-724			

Les références des pièces sont indicatives.  
Nos pièces ne sont pas d'origine

Part numbers are quoted for reference purposes only.  
Our parts and accessories are not original.



**MAITRES CYLINDRES & CYLINDRES RECEPTEURS D'EMBRAYAGE**  
**MASTER & SLAVE CLUTCH CYLINDERS**



Tracteurs Tractors	Maître cylindre Master cylinder	Fig.	Jeu de réparation Repair kit	Cylindre récepteur Slave cylinder	Fig.	Jeu de réparation Repair kit
Farmer série 300 series	22/226-16 (G178.100.100.052, G198.100.100.030)	1	22/227-14 (F178.100.100.010)	22/228-11 (G178.100.100.061)	2	22/229-11 (2A) (F178.100.100.140) 22/229-12 (2B) (F178.100.100.030)
				22/228-16 (G117.100.101.100)	3	22/229-10 (F345.100.100.010)
Farmer série 400 series	22/226-17 (G312.100.100.020)	4	22/227-14 (F178.100.100.010)	22/228-11 (G178.100.100.061)	2	22/229-11 (2A) (F178.100.100.140) 22/229-12 (2B) (F178.100.100.030)
Favorit série 500 series	22/226-19 (G514.100.100.041)	6	22/227-19 (F514.100.100.450)			
Favorit série 600 series FW281, 282, 283				22/228-24 (G178.100.100.060)	3	22/229-11 (2A) (F178.100.100.140) 22/229-12 (2B) (F178.100.100.030)
Favorit série 600 series FW382, 383, 384, 385	22/226-20 (G385.100.100.050, 281.100.100.210, F281.100.100.040)	7	22/227-20 (F385.100.100.010)	22/228-19 (G385.100.100.020)	8	22/229-10 (F514.100.100.450)
Favorit séries 700, 900 series Xylon 520, 522, 524	22/226-18 (G524.100.100.050, G524.100.100.051)	5	22/227-18 (F524.100.100.010)			
Favorit série 800 series	22/226-21 (G822.100.100.041)	9	22/227-21 (F822.100.100.020)			
345GT, 350GT, 360GT, 365GT, 370GT, 380GT, 390GT, 395GT	22/226-16 (G178.100.100.052, G198.100.100.030)	1	22/227-14 (F178.100.100.010)	22/228-20 (G345.100.100.060)	10	22/229-10 (F514.100.100.450)
				22/228-16 (G117.100.101.100)	3	22/229-10 (F514.100.100.450)

**RÉSERVOIR LIQUIDE D'EMBRAYAGE / CLUTCH OIL TANK**

Favorit série 500 series

22/6800-1  
(G514.100.100.050)



Les références des pièces sont indicatives.  
Nos pièces ne sont pas d'origine

Part numbers are quoted for reference purposes only.  
Our parts and accessories are not original.



## BAGUES D'ETANCHEITE DE L'ARBRE DE PRISE DE FORCE PTO SHAFT SEALS

Tracteurs <i>Tractors</i>	Réf. <i>Ref.</i>	OEM	Dimensions <i>Size</i>
Farmer 3S F231GT	22/305-26	X553.984.809.000	40-62-10/12
Farmer 5S Farmer séries 100, 200, 300 <i>series</i>	22/305-27	X550.110.410.000	50-72-10
Farmer série 200 <i>series</i>	22/305-28	X555.196.602.000	45-65-8/10
Farmer 310, 311, 312 Favorit série 500 <i>series</i> Xylon 520, 522, 524	22/305-27	X550.110.410.000	50-72-10
	22/305-29	X550.140.901.000	70-85-10/11.5
Favorit série 600 <i>series</i>	22/305-30	X554.424.102.000	58-80-10/12
	22/305-31	F291.100.220.090	65-85-10
Favorit séries 700, 800, 900 <i>series</i>	22/305-32	X550.162.701.000	95-110-10
F231GT	22/305-26	X553.984.809.000	40-62-10/12
F345GT, F350GT, F360GT, F365GT, F370GT	22/305-27	X550.110.410.000	50-72-10
F390GT, F395GT	22/305-29	X550.140.901.000	70-85-10/11.5



## BAGUES D'ETANCHEITE DE PRISE DE FORCE AVANT FRONT PTO SEALS

Tracteurs <i>Tractors</i>	Réf. <i>Ref.</i>	OEM	Dimensions <i>Size</i>
Selon montage <i>Some fittings</i>	22/305-33	X550.083.201.000	40-65-10
	22/305-34	X550.081.503.000	40-56-10
Favorit séries 600, 700 <i>series</i>	22/305-27	X550.110.410.000	50-72-10



## CABLES D'EMBRAYAGE DE PRISE DE FORCE PTO CLUTCH CABLES

Tracteurs <i>Tractors</i>	Réf. <i>Ref.</i>	OEM	Longueur <i>Length</i>	Fig.
Farmer 303, 304, 305, 306, 307, 308, 309	22/197-7	G178.138.350.010	1280mm	
Farmer 310, 311, 312	22/197-9	G178.100.350.010	1365mm	
Farmer 303, 304, 305, 306, 307, 308, 309, 310 Prise de force avant <i>Front PTO</i>	22/197-8	G117.100.200.020	2445mm	

Les références des pièces sont indicatives.  
Nos pièces ne sont pas d'origine

*Part numbers are quoted for reference purposes only.  
Our parts and accessories are not original.*





## DISQUES D'EMBRAYAGE DE PRISE DE FORCE PTO CLUTCH DISCS



Tracteurs Tractors	1			2		
	Disque intermédiaire Intermediate disc	Qté. Qty.	Epaiss. Thickn.	Disque de friction Friction disc	Qté. Qty.	Epaiss. Thickn.
<b>Prise de force indépendante / IPTO</b>						
Favorit 10, 11, 12 IPTO	<b>22/316-42</b> (238.108.220.330)	X8	2,5	<b>22/317-30</b> (182.111.200.130, 205.100.200.500)	X8	3,3
Farmer 102, 103, 104, 105, 106, 108 IPTO	<b>22/316-42</b> (238.108.220.330)	X5	2,5	<b>22/317-30</b> (182.111.200.130, 205.100.200.500)	X6	3,3
Farmer série 300 series IPTO	<b>22/316-43</b> (178.100.220.510)	X8	2,5	<b>22/317-42</b> (178.100.220.540)	X6	3,5
	<b>22/316-24</b> (178.100.220.520) Sinusoïdal	X2				
Favorit 600, 610, 611, 612, 614, 615 IPTO	<b>22/316-42</b> (238.108.220.330)	X9	2,5	<b>22/317-30</b> (182.111.200.130, 205.100.200.500)	X9	3,3
	<b>22/316-44</b> (138.105.220.250)	X10	2,0	<b>22/317-30</b> (182.111.200.130, 205.100.200.500)	X10	3,3
Favorit 600, 610, 611, 612, 614, 615 LS/LSA IPTO	<b>22/316-44</b> (138.105.220.250)	X12	2,0	<b>22/317-30</b> (182.111.200.130, 205.100.200.500)	X12	3,3
	<b>22/316-44</b> (138.105.220.250)	X10	2,0	<b>22/317-30</b> (182.111.200.130, 205.100.200.500)	X11	3,3
	<b>22/316-30</b> (178.100.200.010) Sinusoïdal	X2	2,0			
Favorit séries 800, 900 series PTO frontale / Front pto	<b>22/316-43</b> (178.100.220.510)	X9	2,5	<b>22/317-42</b> (178.100.220.540)	X8	3,5
	<b>22/316-24</b> (178.100.220.520) Sinusoïdal	X2				
<b>Prise de force avant / Front PTO</b>						
Farmer séries 100, 200, 300 360GT, 365GT, 370GT, 380GT, 390GT, 395GT	<b>22/316-42</b> (238.108.220.330)	X4	2,5	<b>22/317-30</b> (182.111.200.130, 205.100.200.500)	X6	3,3
Favorit série 800 series PTO frontale	<b>22/316-43</b> (178.100.220.510)	X7	2,5	<b>22/317-42</b> (178.100.220.540)	X8	3,5
	<b>22/316-24</b> (178.100.220.520) Sinusoïdal	X2				
<b>Entrainement du pont avant/ Front axle driving</b>						
Farmer 309, 311, 312	<b>22/316-43</b> (178.100.220.510)	X5	2,5	<b>22/317-42</b> (178.100.220.540)	X8	3,5

Les références des pièces sont indicatives.  
Nos pièces ne sont pas d'origine

Part numbers are quoted for reference purposes only.  
Our parts and accessories are not original.




**"THE RELIABLE SERVICE"**



**FREINS A TAMBOUR**  
**DRUM BRAKES**

Freins à pied - *Foot brakes*



Tracteurs <i>Tractors</i>	1 Machoire <i>Brake shoe</i>	2 Jeu de garniture <i>Lining set</i>	3 Ressort <i>Spring</i>
Farmer 1 F220GT, F225GT, F230GT, F231GT	<b>22/403-19</b> (F231.101.070.031, F231.101.070.041)	<b>1A</b> <b>22/404-13</b> (F231.101.070.081, F015.100.070.091) 50x290x6mm - 6 trous/ holes <b>22/404-14</b> (F231.101.070.091, F015.100.070.101) 50x288x5mm - 8 trous/ holes	
Farmer 2, 2E, 2D, 2DE, 2S		<b>22/404-15</b> (F139.103.070.085) 50x173x4mm - 6 trous/ holes	
Farmer 2S, 3S Farmer 102, 103, 104, 105 S/LS Farmer 200, 201, 203, 204, 205 F255GT	<b>22/403-15</b> (H138.110.150.053, H138.110.150.052)	<b>1B</b> <b>22/404-17</b> (138.110.150.171, 135.110.150.170) 60x190x5mm	<b>22/408-3</b> (F135.112.150.020) 87mm
Farmer 240S, 250S, 260P, 270P, 275S, 280P Farmer 303, 304, 305, 306, 307, 308, 309, 310, 311 F345GT, F350GT, F360GT, F370GT, F380GT  <i>Avant / Front</i>	<b>22/403-16</b> (F192.101.070.030) <i>Gauche / LH</i> <b>22/403-17</b> (F192.101.070.040) <i>Droite / RH</i>	<b>1C</b>	<b>22/408-4</b> (F178.101.070.130) 109mm <b>22/408-5</b> (F360.101.071.030) 107mm <b>22/408-6</b> (F360.101.071.040) 181mm
Farmer 240S, 250S, 260P, 270P, 275S, 280P Farmer 303, 304, 305, 307 F345GT, F360GT, F365GT, F380GT <i>Arrière/ Rear</i>	<b>22/403-12</b> (246.100.150.220)	<b>1D</b>	<b>22/408-7</b> (F158.100.150.050) 50mm
Favorit 611, 612, 614, 615	<b>22/403-22</b> (F182.100.150.180) <i>La./ Width 60mm</i>	<b>1E</b>	<b>22/408-8</b> F184.108.150.280 162mm
	<b>22/403-23</b> (F180.100.150.281) <i>La./ Width 70mm</i>	<b>1F</b>	
	<b>22/403-10</b> (F382.103.150.010) <i>La./ Width 80mm</i>	<b>1G</b>	

Les références des pièces sont indicatives.  
Nos pièces ne sont pas d'origine

Part numbers are quoted for reference purposes only.  
Our parts and accessories are not original.




**"THE RELIABLE SERVICE"**





## FREINS A TAMBOUR DRUM BRAKES

### Freins à main - Hand brakes



Tracteurs Tractors	1 Machoire Brake shoe	2 Jeu de garniture Lining set	3 Ressort Spring
Farmer 1 F220GT, F225GT, F230GT, F231GT		<b>22/404-20</b> (F025.100.070.402) 30x190mm	
Farmer 2, 4S, 5S		<b>22/404-21</b> (139.103.070.090) 21x234mm	
Farmer 3S		<b>22/404-16</b> (F140.100.030.030) 41x274mm	
Farmer 4S, 5S, 202, 103, 104, 105, 106, 108, 200		<b>22/404-22</b> (138.105.031.110) 30x255mm	
Farmer séries 200, 300 series Favorit série 500 series F365GT, F380GT, F390GT, F395GT	<b>22/403-18</b> (H205.100.150.010)	<b>1A</b>	<b>22/408-3</b> (F135.112.150.020)
Farmer 306, 307, 308, 309, 310, 311, 312, Favorit série 500 series F365GT, F380GT, F390GT, F395GT	<b>22/403-20</b> (H199.100.150.100)	<b>1B</b>	
Favorit 611, 612, 614, 615	<b>22/403-11</b> (F382.103.150.030) La./ Width 30mm	<b>1C</b>	
	<b>22/403-21</b> (F150.103.030.042) La./ Width 40mm		

### Bandes de freins - Brake bands

Tracteurs Tractors	Gauche LH	Droite RH
Farmer 2, 2E, 2D, 2DE, 2S	<b>22/324-13</b> (G139.103.070.010)	<b>22/324-15</b> (G139.103.070.020)
Farmer 2S, 3S Farmer 102, 103, 104, 105, 106, 108 Farmer 200, 201, 203, 204, 205 F255GT, F275GT	<b>22/324-14</b> (H275.100.030.122)	<b>22/324-16</b> (H275.100.030.132)




Les références des pièces sont indicatives.  
Nos pièces ne sont pas d'origine

Part numbers are quoted for reference purposes only.  
Our parts and accessories are not original.



**FREINS A DISQUE**  
**DISK BRAKES**



Tracteurs <i>Tractors</i>	1 Mécanisme <i>Actuator assy.</i>	2 Ressort <i>Spring</i>	3 Disque friction <i>Friction disc</i>	4 Jeu de garniture <i>Lining kit</i>
<b>Freins à pied - Foot brakes</b>				
Farmer 4S, 5S Farmer 102, 103, 104, 105, 106, 108 Farmer séries 300, 500 <i>series</i> F370GT, F380GT, F390GT, F395GT	<b>22/417-34</b> (E178.100.150.019) 40Km/h Ep. / Thikn. 57mm	<b>22/419-47</b> (F178.100.150.070)	<b>22/420-47</b> (F178.100.150.100, F178.100.150.090, F514.100.150.010) 40Km/h Collé / <i>Pasted</i>	
	<b>22/417-33</b> (F278.110.150.020) 30Km/h Ep. / Thikn. 33mm		<b>22/420-49</b> (F178.100.150.100, F178.100.150.090, F514.100.150.010) 30Km/h Riveté / <i>Riveted</i>	<b>22/421-49</b>
Xylon 520, 522, 524			<b>22/420-47</b> (F514.100.150.010)	
<b>Freins à main - Hand brakes</b>				
F231GT, F250GT	<b>22/417-48</b> (F231.101.030.030)		<b>22/420-48</b> (H231.103.030.020)	<b>22/421-48</b>  Pare-poussière <i>Dust cover</i> <b>22/424-48</b> (F231.101.030.010)

**ETRIER DE FREIN / BRAKE STIRRUP**

**22/7800-1**  
(G178.114.070.120)



303, 304, 305, 306, 307, 308, 309

Les références des pièces sont indicatives.  
Nos pièces ne sont pas d'origine

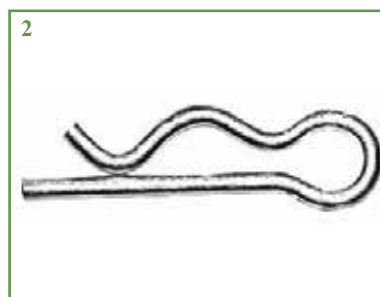
Part numbers are quoted for reference purposes only.  
Our parts and accessories are not original.



**FREINS A DISQUE**  
**DISK BRAKES**



Tracteurs Tractors	1 Plaquette Pad	2 Disque Disc
<i>Freins sur arbre de transmission / Transmission shaft brakes</i>		
Farmer 250S, 260P/S, 270P, 275S, 280P/S		<b>22/420-50</b> (246.105.070.010)
Farmer séries 200, 300 series Favorit série 500 series F365GT, F370GT, F380GT, F390GT, F395GT Xylon 520, 522, 524	<b>22/412-7</b> (F198.104.072.010, F198.104.072.011) 90x15x70mm	<b>22/420-51</b> (119.102.070.050, 198.104.072.012) 31mm
		<b>22/420-52</b> (158.114.070.011, 117.103.070.050) 22mm
Favorit 611, 612, 614, 615 Relevage mécanique <i>Mechanical lift</i>	<b>22/412-8 (1A)</b> (F284.100.080.130) 78x15x66mm	
	<b>22/412-20 (1B)</b> (F284.100.070.130) 78x15x66mm	
Favorit 611, 612, 614, 615 Relevage électronique <i>Electronic lift</i>	<b>22/412-19 (1C)</b> (F385.100.070.030) 98x15x68mm	
	<b>22/412-6 (1D)</b> (F385.103.070.010) 98x15x68mm	
Xylon 520, 522, 524	<b>22/412-7</b> (F198.104.072.010) 90x15x70mm	




Tracteurs Tractors	1 Cheville de plaquette Pad pin	2 Goupille Pin
<i>Freins sur arbre de transmission / Transmission shaft brakes</i>		
Favorit 611, 612, 614, 615 Relevage électronique <i>Electronic lift</i>	<b>22/6700-1</b> (F385.100.070.020)	<b>22/6701-1</b> (F284.100.070.160)

Les références des pièces sont indicatives.  
Nos pièces ne sont pas d'origine

Part numbers are quoted for reference purposes only.  
Our parts and accessories are not original.



**MAITRES CYLINDRES & CYLINDRES RECEPTEURS DE FREIN**  
**MASTER & SLAVE BRAKE CYLINDERS**



Tracteurs Tractors	Maître cylindre Master cylinder	Fig.	Jeu de réparation Repair kit	Cylindre récepteur Slave cylinder	Fig.	Jeu de réparation Repair kit
Farmer 105, 106, 108 F275GT	22/410-32 (X800.120.510.000)	1	22/411-32 (X800.120.510.010)	22/413-32 (X800.120.550.000)	10	22/414-22 (X800.120.520.030)
Farmer 240S, 250S, 260P/S, 270P, 275S, 280P, 303, 304, 305, 307	22/410-50 (G152.109.070.110)	2	22/411-50 (F158.100.070.010)	22/413-51 (G158.100.150.020)	11	22/414-52 (F158.100.150.120)
Farmer 260S, 275S, 280S				22/413-60 (G246.100.150.010)	12	
Farmer 240S, 250S, 260P/S, 270P, 275S, 280P, 303, 304, 305, 306, 307, 308, 309, 310  F345GT, F350GT, F360GT, F370GT  Freins sur 4 roues ou sur arbre de transmission Brakes on 4 wheels or on transmission shaft	22/410-51 (G178.109.070.110)	3	22/411-51 (F178.100.070.120) Girling 19mm Jaune / Yellow	22/413-52 (F178.101.070.070) Avt droit - Front RH 1"1/8	13	22/414-53 (F178.101.070.080) Gauche + droit LH + RH 1"1/8
				22/413-53 (F178.101.070.060) Avt gauche - Front LH 1"1/8	14	
				22/413-54 (F192.101.070.060) Avt droit - Front RH 1"1/4	15	22/414-54 (F192.101.070.070) Gauche + droit LH + RH 1"1/4
				22/413-55 (F192.101.070.050) Avt gauche - Front LH 1"1/4	16	
Farmer 306, 307, 308, 309, 310, 311, 312 F370GT, F380GT, F390GT, F395GT 4RM / 4WD	22/410-31 (G395.100.070.100)	4	22/411-29 (F178.107.070.130) Girling 22mm Brun / Brown	22/413-56 (G524.100.070.050, G198.104.070.350, G197.104.070.150)	17	22/414-23 (F198.104.070.080)
Farmer 310, 311 F380GT				22/413-57 (G380.132.070.250)	18	22/414-56 (F380.132.070.010)
Farmer série 500 series Xylon 520, 522, 524	22/410-52 (G312.100.070.050)	5	22/411-24 (F198.104.070.070)	22/413-56 (G524.100.070.050)	17	22/414-23 (F198.104.070.080)
F345GT, F350GT, F360GT	22/410-53 (G365.101.071.100)	6	22/411-53 (F365.101.071.010)			
Favorit série 600 series	22/410-54 (F281.100.070.030)	7				
Favorit 610, 611, 612, 614, 615	22/410-42 (F281.104.070.010)	8		22/413-58 (F184.108.150.140)	19	22/414-57 (F284.100.070.140)
Favorit séries 700, 800, 900 series Xylon 520, 522, 524	22/410-55 (G822.100.070.030)	9	22/411-55 (F822.100.070.070)			

Les références des pièces sont indicatives.  
Nos pièces ne sont pas d'origine



Part numbers are quoted for reference purposes only.  
Our parts and accessories are not original.











**"THE RELIABLE SERVICE"**



### RESERVOIRS A LIQUIDE DE FREIN BRAKE OIL TANKS

Tracteurs Tractors	Réf. Ref.	O0.EM OEM	Fig. Fig.
Farmer série 300 <i>series</i> Favorit série 500 <i>series</i>	22/6702-1	G312.100.070.060	
Farmer série 300 <i>series</i> Favorit série 500 <i>series</i> Série GT <i>series</i> Xylon 520, 522, 524	22/6702-2	F281.100.070.020	

### CIRCUITS D'ASSERVISSEMENT PNEUMATIQUE PNEUMATIC BRAKES

Tracteurs Tractors	Réf. Ref.	Description	Fig. Fig.
Farmer séries 200, 300 <i>series</i> Favorit série 600 <i>series</i> F231GT	22/444-1 (H186.884.020.021)	Tuyau sortie compresseur <i>Compressor outlet pipe</i>	
Farmer séries 200, 300 <i>series</i> Favorit série 600 <i>series</i> Série GT <i>series</i>	22/6703-1 (F186.880.020.040)	Valve régulatrice <i>Regulating valve</i>	
	22/6703-2 (F186.880.020.010)	Valve frein à main <i>Handbrake valve</i>	
Farmer séries 200, 300 <i>series</i> Favorit séries 500,600, 700, 800, 900 <i>series</i> Série GT <i>series</i> Xylon 520, 522, 524	22/6703-3 (F385.880.020.060)	Valve frein de remorque <i>Trailer brake valve</i>	
	22/6704-1 (F250.882.020.130)	Kit réparation valve frein de remorque <i>Trailer brake valve repair kit</i>	
	22/6705-1 (X820.215.001.000)	Pompe anti-gel <i>Antifreeze pump</i>	
	22/6706-1 (X820.215.001.010)	Kit réparation pompe anti-gel <i>Antifreeze pump repair kit</i>	
Favorit 611, 612, 614, 615	22/6703-4 (G385.880.060.020)	Valve de commande prise de force <i>PTO driving valve</i>	

Les références des pièces sont indicatives.  
Nos pièces ne sont pas d'origine


Part numbers are quoted for reference purposes only.  
Our parts and accessories are not original.





**GOUJONS ET ECROUS DE ROUE**  
**WHEEL BOLTS AND NUTS**

Réf. Ref.	OEM OEM	Ø1	Ø2	Filet. Thread	L1	L2	L3
22/440-46	F184.300.020.080	31	22.8	M18	8	25	65
22/440-47	F228.100.150.100	34	22.8	M20	6	22	58
22/440-48	F281.102.150.090	32	22.8	M20	7	27	65
22/440-49	F285.100.150.230	33	22.8	M22	6	30	70
22/440-50	385.300.020.860	32 (A)	23.1	M20	8	32	73
22/440-51	F198.300.020.271	32	22.8	M18	8	32	72
22/440-52	822.100.150.101	32 (A)	23.1	M22	13	32	90
22/440-53	199.100.150.270	34	22.8	M22	8	29	70



(A) Avec meplat / With flat part



Réf. Ref.	OEM OEM	Ø	Filet. Thread	Ht.
22/441-40	X435.510.541.100	29	M18	18
22/441-41	X435.511.130.000	34	M20	20
22/441-42	X435.511.730.000	36	M22	23
22/441-43	X435.611.801.000	45	M22	26

Réf. Ref.	OEM OEM	Ø
22/441-44	X524.608.047.000	20
22/441-45	X524.608.647.000	22



**Farmer 2, Fix 2...**

Réf. Ref.	OEM OEM	Fig.	Lg.
22/440-54	138.304.021.060	1	140
22/441-47	138.304.021.050	2	
22/441-48	138.304.021.070	3	




Les références des pièces sont indicatives.  
Nos pièces ne sont pas d'origine

Part numbers are quoted for reference purposes only.  
Our parts and accessories are not original.





**PIECES D'AVANT-TRAIN**  
**FRONT AXLE PARTS**




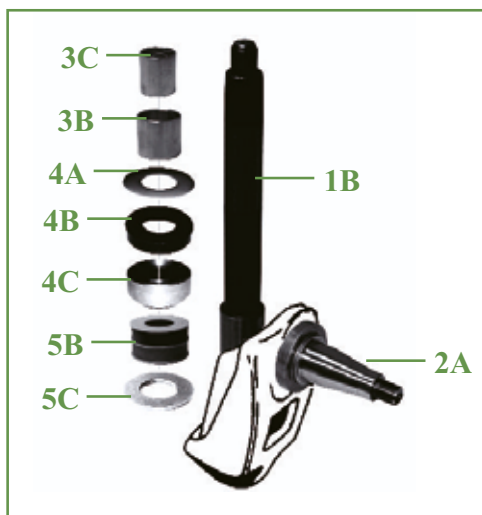
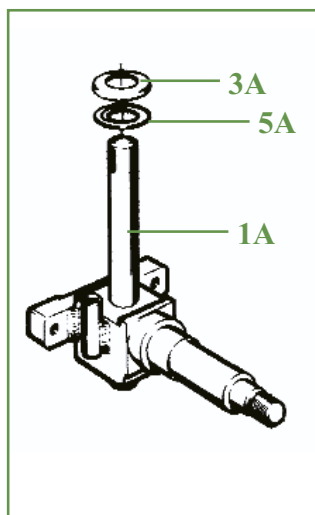
	1	2	3	4
<b>Tracteurs</b> <b>Tractors</b>	<b>Jeu de réparation</b> <b>Repair kit</b>	<b>Bague</b> <b>Oil seal</b>	<b>Roulement int.</b> <b>Inn. bearing</b>	<b>Roulement ext.</b> <b>Ext. bearing</b>
Anciens modèles <i>Old models</i>			<b>22/462-55</b> 35x72	<b>22/463-55</b> 25x62
Farmer 2, 3S, 4S, 5S Farmer 102, 103, 104, 105, 106, 107, 108	<b>22/460-50</b>	<b>22/461-50</b> (H165.300.062.060) 46x76x5	<b>22/462-56</b> (X623.138.820.000) 41x73	<b>22/463-56</b> (X623.168.230.000) 32x59
Farmer 102, 103(⇒1977)	<b>22/460-51</b>	<b>22/461-54</b> (X550.110.410.000) 50x72x10	<b>22/462-57</b> (X623.152.030.000) 38x72	<b>22/463-55</b> (X619.051.541.001) 25x62
Farmer série 100 <i>series</i> (1978 ⇒ 1982) F255GT, F275GT	<b>22/460-52</b>	<b>22/461-48</b> (H275.300.060.040) 56x86x5	<b>22/462-58</b> (X623.185.050.000) 45x73	<b>22/463-57</b> (X623.165.410.000) 35x65
Farmer série 100 <i>series</i> (Certains) Farmer 304, 305, 306	<b>22/460-53</b>	<b>22/461-55</b> (X558.028.300.000) 55x78x10	<b>22/462-56</b> (X623.138.820.000) 41x73	
Farmer 200S/V, 201S, 203V, 204S	<b>22/460-54</b>	<b>22/461-56</b> (X550.109.003.000) 50x65x10	<b>22/463-57</b> (X623.165.410.000) 35x65	<b>22/463-56</b> (X623.168.230.000) 32x59
Farmer 306, 307, 308, 309, 310, 311	<b>22/460-55</b>	<b>22/461-49</b> (X558.028.100.000) 68x92x10	<b>22/462-58</b> (X623.185.050.000) 45x73	
Favorit série 600 <i>series</i>	<b>22/460-56</b>	<b>22/461-48</b> (H275.300.060.040) 56x86x5	<b>22/462-59</b> (X623.185.030.000) 50x82	<b>22/463-57</b> (X623.165.410.000) 35x65
	<b>22/460-57</b>	<b>22/461-48</b> (H275.300.060.040) 56x86x5	<b>22/462-58</b> (X623.185.050.000) 45x73	

Les références des pièces sont indicatives.  
Nos pièces ne sont pas d'origine

Part numbers are quoted for reference purposes only.  
Our parts and accessories are not original.



**PIECES D'AVANT-TRAIN  
FRONT AXLE PARTS**



	1	2	3	4	5
Tracteurs Tractors	Pivot Swivel	Extrémité à souder Weld on end	Bague Oil seal	Joint Oil seal	Butée Bearing
Farmer 1Z, 2 2D, 2E, 2S Farmer 102S, 103S, 200V, 201S F231GT, F250GT	<b>22/470-92 (1A)</b> Ø35 259mm		<b>22/477-54 (3A)</b> (139.300.020.020) Ø35-42-L45		<b>22/479-42 (5A)</b> (139.300.030.010)
Farmer 3S, 4S, 5S, 103S, 104S, 106S, 108S, 600LS, 610LS, 611LS, 612LS, F255GT, F275GT	<b>22/470-93 (1B)</b> Ø36-45 344mm	<b>22/470-94 (2A)</b> Ø32-41	<b>22/477-55 (3B)</b> (165.300.060.220) Ø40-45-L44 + <b>22/477-56 (3C)</b> (165.300.060.260) Ø36-40-L45	<b>22/476-18 (4A)</b> (165.300.062.010) + <b>22/476-19 (4B)</b> (165.300.060.040) + <b>22/479-49 (4C)</b> (165.300.060.251)	<b>22/479-50 (5B)</b> (165.300.062.031) + <b>22/479-51 (5C)</b> (165.300.060.080)
Farmer série 300 series F275GT	<b>22/470-95 (1C)</b> Ø45 343mm	<b>22/470-96 (2A)</b> Ø35-50	<b>22/477-57 (3D)</b> (360.303.060.070) Ø45-50-L32 + <b>22/477-58 (3E)</b> (360.303.060.080) Ø80-85-L50	<b>22/476-20 (4D)</b> (X540.419.601.000) + <b>22/476-21 (4E)</b> (178.300.060.090)	<b>22/479-52 (5D)</b> (X622.940.000.000) Ø45-72-L18 + <b>22/477-59 (5E)</b> (178.300.060.010) Ø45-80-L76

**KIT DE RECONDITIONNEMENT DU FILETAGE DES FUSEES DE ROUES AVANT  
FRONT SPINDLE THREAD REPAIR KIT**



**70/457-10** Filetage / Thread M22 x 1.5

**70/457-9** Filetage / Thread M24 x 1.5

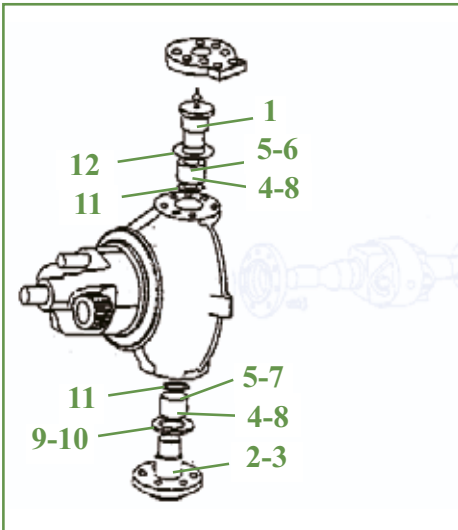
L'écrou cône intérieur se visse sur le filetage usé et est serré par l'écrou extérieur.  
The inner cone nut is screwed on the worn thread and is locked by the outer nut.

Les références des pièces sont indicatives.  
Nos pièces ne sont pas d'origine

Part numbers are quoted for reference purposes only.  
Our parts and accessories are not original.



**PONT AVANT 4RM  
FRONT AXLE 4WD**



Tracteurs Tractors	Fig.	Réf. Ref.	OEM	Description
Farmer 4SA, 5SA  Farmer 105SA, 106SA, 108SA (Essieu / axle 6999)	1	22/6450-39	F268.302.020.110	Pivot supérieur / Upper pivot pin - Ø35x47
	2	22/6450-43	F268.302.020.120	Pivot inférieur / Lower pivot pin - Ø35x47
	4	22/6462-40	F268.302.020.731	Bague de pivot / Pivot pin oil seal
	5	22/6451-49	X629.663.100.000	Roulement de pivot / Pivot pin bearing
	9	22/6425-48	F268.302.020.050	Disque / Seal
	10	22/6425-49	X605.141.300.000	Disque / Seal
	11	22/6452-49	F268.302.020.040	Obtrateur / Cap
	11	22/6452-50	F206.302.020.740	Obtrateur / Cap
	12	22/6453-40	F268.302.020.080	Cale 0.15mm / Thrust seal 0.15mm
	12	22/6453-41	F268.302.020.081	Cale 0.50mm / Thrust seal 0.50mm
Farmer 5SA  Farmer 105SA (268/11763 ⇨)  Farmer 106SA (278/4967 ⇨)	1	22/6450-39	F268.302.020.110	Pivot supérieur / Upper pivot pin - Ø35x47
	3	22/6450-42	F281.301.020.050	Pivot inférieur / Lower pivot pin - Ø30x45x47
	6	22/6451-49	X629.663.100.000	Roulement de pivot sup. / Upper pivot pin bearing
	7	22/6451-50	X630.261.800.000	Roulement de pivot inf. / Lower pivot pin bearing
	8	22/6425-50	F281.301.020.080	Bague de pivot / Pivot pin oil seal
	11	22/6452-51	F281.301.020.090	Obtrateur / Cap
	12	22/6453-40	F268.302.020.080	Cale 0.15mm / Thrust seal 0.15mm
	12	22/6453-41	F268.302.020.081	Cale 0.50mm / Thrust seal 0.50mm

Les références des pièces sont indicatives.  
Nos pièces ne sont pas d'origine

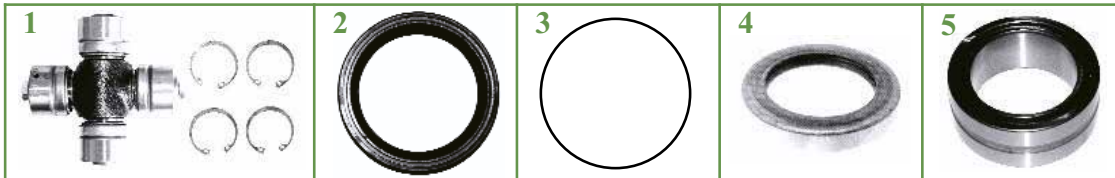
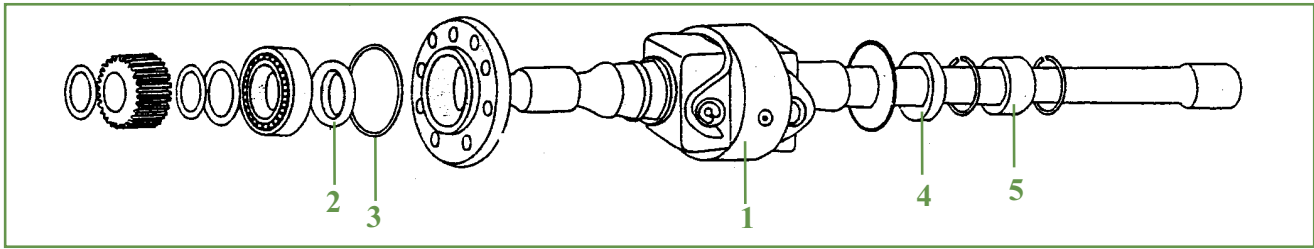
Part numbers are quoted for reference purposes only.  
Our parts and accessories are not original.



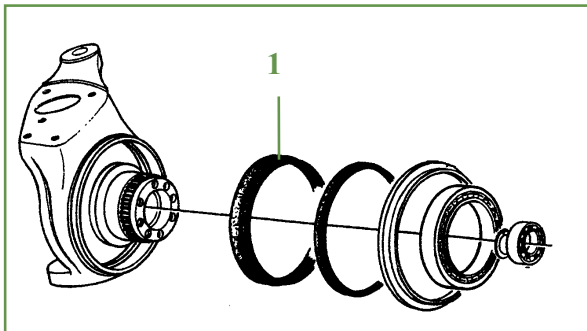
**"THE RELIABLE SERVICE"**



**PONT AVANT 4RM  
FRONT AXLE 4WD**



Tracteurs Tractors	Fig.	Réf. Ref.	OEM	Description
Farmer 5SA  Farmer 102SA, 103SA, 104SA, 105SA, 106SA, 108SA	1	22/6403-84	F150.301.020.750	Croisillon / <i>U-joint</i>
	2	22/6407-50	X550.108.904.000	Bague d'étanchéité / <i>Oil seal</i>
	3	22/6452-52	X548.957.566.000	O-ring
	4	22/6407-51	X550.081.902.000	Bague d'étanchéité / <i>Oil seal</i>
	5	22/6451-58	X629.664.000.000	Roulement / <i>Bearing</i>



Tracteurs Tractors	Fig.	Réf. Ref.	OEM	Description
Farmer 250S/V, 260P/S/V, 270P/V, 275S/V, 280P/S/V	1	22/6407-52	H524.300.020.100	Bague d'étanchéité / <i>Oil seal</i> Ø150mm


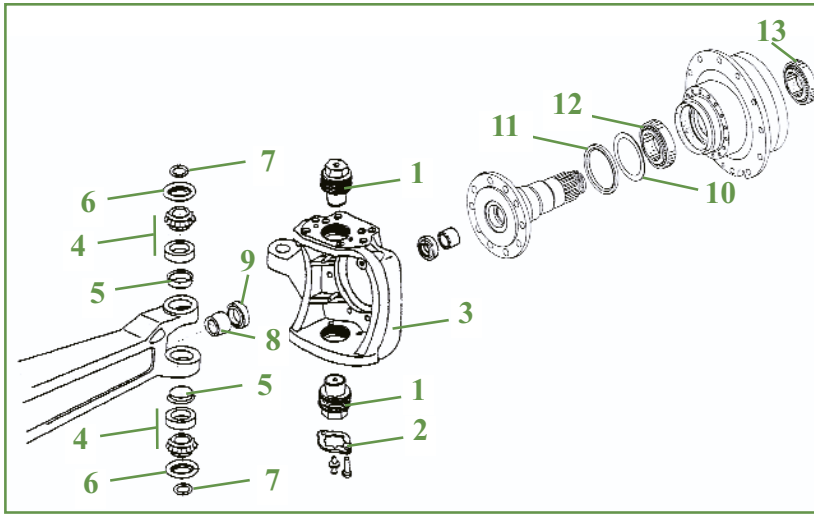
Les références des pièces sont indicatives.  
Nos pièces ne sont pas d'origine

Part numbers are quoted for reference purposes only.  
Our parts and accessories are not original.



**PONT AVANT 4RM  
FRONT AXLE 4WD**

APL 1251



Tracteurs Tractors	Fig.	Réf. Ref.	OEM	Description
Farmer séries 100, 300 series  APL1251	1	22/6450-38	F138.314.020.450	Pivot / <i>Pivot pin</i> Ø 25.4x50 - M50x1
	2	22/6453-76	F138.314.020.490	Tôle de sureté/ <i>Seal</i>
	3	22/6400-15	F174.300.020.130	Carter droit / <i>RH housing</i>
		22/6400-16	F174.300.020.140	Carter gauche / <i>LH housing</i>
	4	22/6451-51	F198.300.020.481	Roulement de pivot / <i>Pivot pin bearing</i>
	5	22/6452-26	F138.314.020.480	Obturateur / <i>Cap</i> Ø40mm
	6	22/6452-25	F138.314.020.460	Protecteur / <i>Ring</i> Ø56mm
	7	22/6452-27	F138.314.020.470	O-ring 42.4x3.3mm
	8	22/6462-21	F138.314.020.311	Bague / <i>Oil seal</i> 28x32-L 30mm
	9	22/6407-41	F138.314.020.672	Bague d'étanchéité / <i>Oil seal</i> Ø28x45mm
	10	22/6408-53	X554.047.102.000, X550.145.701.000	Bague d'étanchéité / <i>Oil seal</i>
	11	22/6417-6	F138.314.020.530	Bague / <i>Oil seal</i>
	12	22/6451-54	X623.087.500.000+ X623.087.400.000	Roulement intérieur / <i>Inner bearing</i>
13	22/6451-57	X623.086.400.000+ X623.086.300.000	Roulement extérieur / <i>Outer bearing</i>	

Les références des pièces sont indicatives.  
Nos pièces ne sont pas d'origine

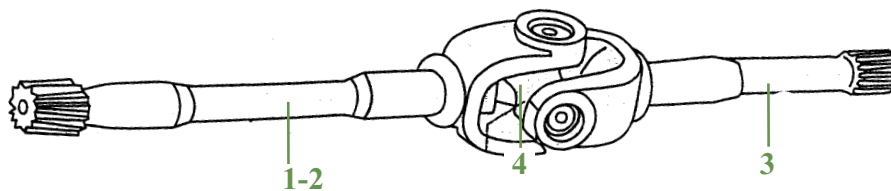
Part numbers are quoted for reference purposes only.  
Our parts and accessories are not original.





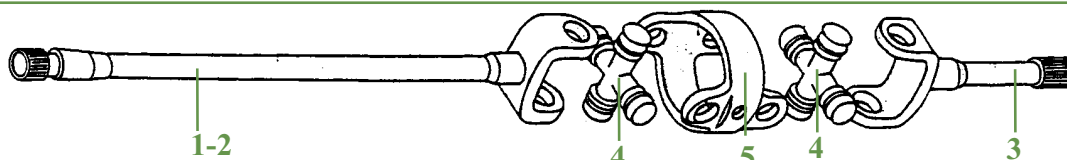
**PONT AVANT 4RM  
FRONT AXLE 4WD**

**APL 1251** Articulation simple / *Single shift*



Tracteurs Tractors	Fig.	Réf. Ref.	OEM	Description
Farmer séries 100, 300 series <b>APL1251</b>	1	22/6405-41	F138.314.020.400	Demi-arbre droit / <i>RH half shaft</i>
	2	22/6405-42	F138.314.020.370	Demi-arbre gauche / <i>LH half shaft</i>
	3	22/6405-43	F138.314.020.360	Fourche gauche et droit / <i>RH and LH half shaft</i>
	4	22/6403-85	F138.314.020.381	Croisillon / <i>U-joint</i>

**APL 1251** Articulation double / *Double shift*



Tracteurs Tractors	Fig.	Réf. Ref.	OEM	Description
Farmer séries 100, 300 series <b>APL1251</b>	1	22/6405-44	F258.312.020.100	Demi-arbre droit / <i>RH half shaft</i>
	2	22/6405-45	F258.312.020.090	Demi-arbre gauche / <i>LH half shaft</i>
	3	22/6405-46	F258.312.020.080	Fourche gauche et droit / <i>RH and LH half shaft</i>
	4	22/6403-86	F258.312.020.070	Croisillon / <i>U-joint</i>
	5	22/6404-4	F258.312.020.110	Pièce intermédiaire / <i>Double shift fork</i>


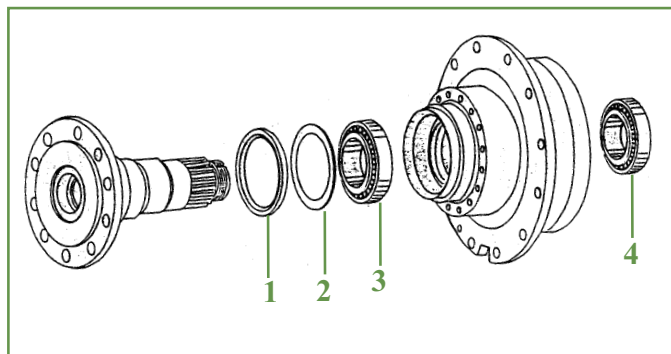
Les références des pièces sont indicatives.  
Nos pièces ne sont pas d'origine

Part numbers are quoted for reference purposes only.  
Our parts and accessories are not original.

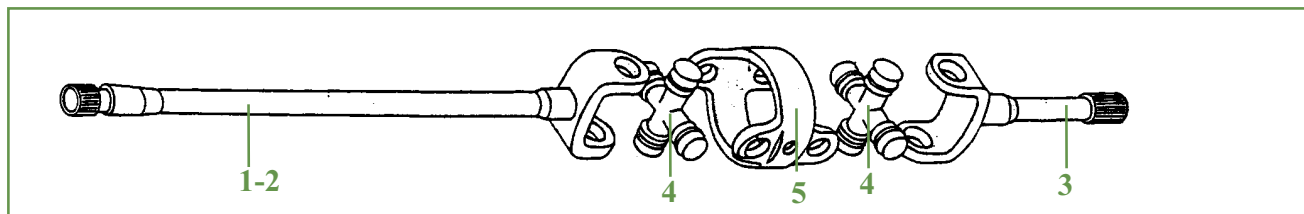


**PONT AVANT 4RM**  
**FRONT AXLE 4WD**

**APL 1351**



Tracteurs Tractors	Fig.	Réf. Ref.	OEM	Description
Farmer 303 Farmer 304 (⇒ 3500) Farmer 305 (⇒ 7500) Farmer 306 (⇒ 11500) <b>APL1351</b>	1	22/6408-53	X550.145.701.000	Bague d'étanchéité / Oil seal
	2	22/6417-6	F138.314.020.530	Bague de protection / Ring
	3	22/6451-59	F174.300.020.180	Roulement intérieur / Inner bearing
	4	22/6451-60	X623.085.600.000+ X623.085.500.000	Roulement extérieur / Outer bearing



Tracteurs Tractors	Fig.	Réf. Ref.	OEM	Description
Farmer 303 Farmer 304 (⇒ 3500) Farmer 305 (⇒ 7500) Farmer 306 (⇒ 11500) <b>APL1351</b>	1	22/6405-47	F174.300.020.100	Demi-arbre droit / RH half shaft
	2	22/6405-48	F174.300.020.120	Demi-arbre gauche / LH half shaft
	3	22/6405-46	F258.312.020.080	Fourche gauche et droit / RH and LH half shaft
	4	22/6403-86	F258.312.020.070	Croisillon / U-joint
	5	22/6404-4	F258.312.020.110	Pièce intermédiaire / Double shift fork

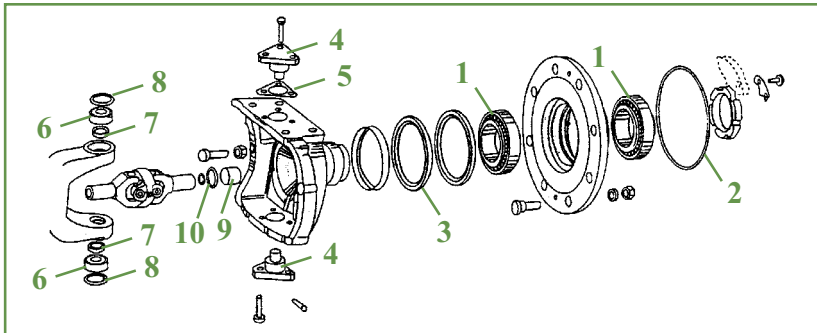
Les références des pièces sont indicatives.  
Nos pièces ne sont pas d'origine

Part numbers are quoted for reference purposes only.  
Our parts and accessories are not original.



**PONT AVANT 4RM  
FRONT AXLE 4WD**

APL 335



Tracteurs Tractors	Fig.	Réf. Ref.	OEM	Description
Farmer 303LSA, 304LSA, 305LSA, 306LSA, 307LSA, 308LSA  APL335	1	22/6410-40	F168.302.020.380	Roulement de moyeu / Bearing
	2	22/6452-57	F380.303.020.560	O-ring
	3	22/6407-54	F199.300.020.261	Bague d'étanchéité / Oil seal
	4	22/6450-57	F380.308.020.090	Pivot / Pivot pin
	5	22/6453-91	F380.308.020.070	Cale de réglage / Ring 0.2mm
		22/6453-92	F380.308.020.071	Cale de réglage / Ring 0.3mm
		22/6453-93	F380.308.020.073	Cale de réglage / Ring 0.6mm
		22/6453-94	F380.308.020.074	Cale de réglage / Ring 0.8mm
		22/6453-95	F380.308.020.080	Cale de réglage / Ring 1.0mm
		22/6453-96	F380.308.020.082	Cale de réglage / Ring 1.6mm
	22/6453-97	F380.308.020.084	Cale de réglage / Ring 2.0mm	
	6	22/6451-79	F168.302.020.320	Roulement de pivot / Pivot pin bearing
	7	22/6452-60	F380.308.020.050	Obturateur / Cap
	8	22/6407-97	F380.308.020.060	O-ring
	9	22/6462-41	F198.300.020.450	Bague / Oil seal
10	22/6407-88	F199.300.020.080	Bague d'étanchéité / Oil seal	

Les références des pièces sont indicatives.  
Nos pièces ne sont pas d'origine

Part numbers are quoted for reference purposes only.  
Our parts and accessories are not original.



**PONT AVANT 4RM**  
**FRONT AXLE 4WD**

**APL 335**



Tracteurs Tractors	Fig.	Réf. Ref.	OEM	Description
Farmer 303LSA, 304LSA, 305LSA, 306LSA, 307LSA, 308LSA <b>APL335</b>	1	22/6409-8	F380.303.020.380	O-ring / O-ring
	2	22/6412-10	F168.302.020.240	Roulement / Bearing
	3	22/6412-8	F168.302.020.270	Roulement / Bearing
	4	22/6462-45	F198.300.020.310	Bague / Seal
	5	22/6407-88	F199.300.020.080	Bague d'étanchéité / Oil seal

**APL 335** *Articulation double / Double shift*



Tracteurs Tractors	Fig.	Réf. Ref.	OEM	Description
Farmer 303LSA, 304LSA, 305LSA, 306LSA, 307LSA, 308LSA <b>APL335</b>	1	22/6405-61	F168.302.020.510	Demi-arbre droit / RH half shaft
	2	22/6405-62	F168.302.020.500	Fourche gauche et droit / RH and LH half shaft
	3	22/6403-94	F168.302.020.490	Croisillon / U-joint
	4	22/6404-9	F168.302.020.480	Pièce intermédiaire / Double shift fork

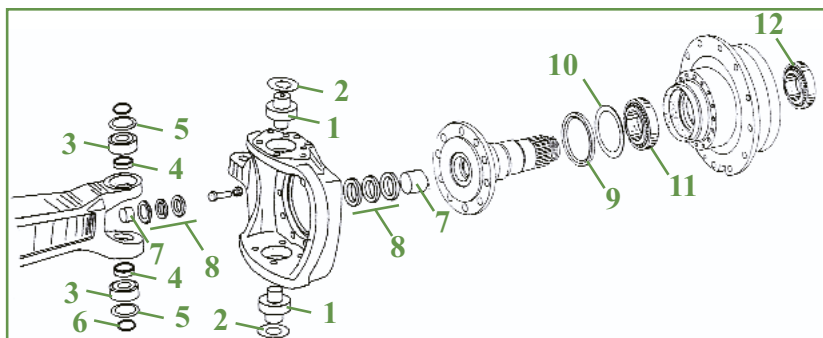
Les références des pièces sont indicatives.  
Nos pièces ne sont pas d'origine

Part numbers are quoted for reference purposes only.  
Our parts and accessories are not original.



PONT AVANT 4RM  
FRONT AXLE 4WD

APL 1552



Tracteurs Tractors	Fig.	Réf. Ref.	OEM	Description
Farmer 308LSA (⇒178/9000) 309LSA (⇒186/8000)	1	22/6450-41	F178.302.020.300	Pivot / <i>Pivot pin</i> Ø25.4-49-30
		22/6453-42	F178.302.020.312	Cale de réglage / <i>Ring</i> 2.60mm
		22/6453-43	F178.302.020.313	Cale de réglage / <i>Ring</i> 2.70mm
		22/6453-44	F178.302.020.315	Cale de réglage / <i>Ring</i> 2.80mm
		22/6453-45	F178.302.020.317	Cale de réglage / <i>Ring</i> 2.90mm
		22/6453-46	F178.302.020.318	Cale de réglage / <i>Ring</i> 2.95mm
		22/6453-47	F178.302.020.319	Cale de réglage / <i>Ring</i> 3.00mm
		22/6453-48	F178.302.020.320	Cale de réglage / <i>Ring</i> 3.05mm
		22/6453-49	F178.302.020.321	Cale de réglage / <i>Ring</i> 3.10mm
		22/6453-50	F178.302.020.322	Cale de réglage / <i>Ring</i> 3.15mm
		22/6453-51	F178.302.020.323	Cale de réglage / <i>Ring</i> 3.20mm
		22/6453-52	F178.302.020.324	Cale de réglage / <i>Ring</i> 3.30mm
APL1552	3	22/6451-51	F198.300.020.481	Roulement de pivot / <i>Pivot pin bearing</i>
	4	22/6452-26	F138.314.020.480	Obturbateur / <i>Cap</i> Ø40mm
	5	22/6452-25	F138.314.020.460	Bague / <i>Ring</i> Ø56mm
	6	22/6452-27	F138.314.020.470	O-ring 42.4x3.3
	7	22/6462-22	F178.302.020.210	Bague de demi-arbre / <i>Half shaft oil seal</i> Ø36x40-Lg32
	8	22/6407-42	F178.302.020.361	Bague d'étanchéité / <i>Oil seal</i> Ø36x52
	9	22/6407-53	X550.159.901.000	Bague d'étanchéité / <i>Oil seal</i>
	10	22/6417-7	F178.302.020.380	Cale de réglage / <i>Ring</i>
	11	22/6451-63	X623.043.500.000+ X623.043.800.000	Roulement intérieur / <i>Inner bearing</i>
	12	22/6451-64	X619.093.500.000	Roulement extérieur / <i>Outer bearing</i>

Les références des pièces sont indicatives.  
Nos pièces ne sont pas d'origine


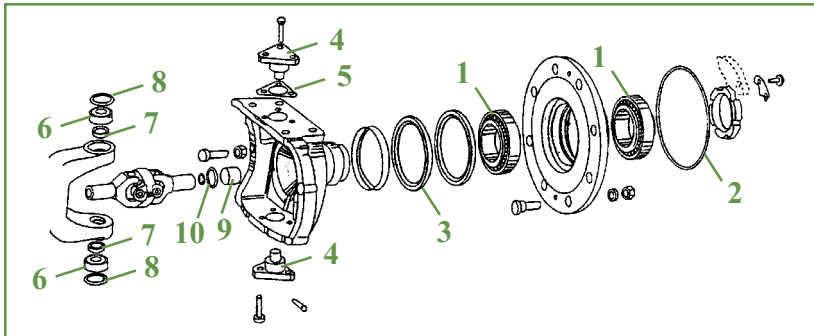
Part numbers are quoted for reference purposes only.  
Our parts and accessories are not original.





**PONT AVANT 4RM  
FRONT AXLE 4WD**

**APL 345**



Tracteurs Tractors	Fig.	Réf. Ref.	OEM	Description
Farmer 309LSA (186/8000 ⇒) 310LSA (⇒ 195/5000) F380GT (⇒ 380/1339)  APL345	1	22/6410-38	F510.300.020.450 F198.300.020.530	Roulement de moyeu / <i>Bearing</i>
	2	22/6452-53	X549.032.201.000	O-ring
	3	22/6407-54	F199.300.020.261	Bague d'étanchéité / <i>Oil seal</i>
	4	22/6450-50	F198.300.020.440	Pivot / <i>Pivot pin</i>
	5	22/6453-53	F198.300.020.426	Cale de réglage / <i>Ring 0.4mm</i>
		22/6453-54	F198.300.020.420	Cale de réglage / <i>Ring 0.6mm</i>
		22/6453-55	F198.300.020.427	Cale de réglage / <i>Ring 0.8mm</i>
		22/6453-56	F198.300.020.421	Cale de réglage / <i>Ring 1.0mm</i>
		22/6453-57	F198.300.020.422	Cale de réglage / <i>Ring 1.4mm</i>
		22/6453-58	F198.300.020.424	Cale de réglage / <i>Ring 1.8mm</i>
		22/6453-59	F198.300.020.425	Cale de réglage / <i>Ring 2.0mm</i>
	6	22/6451-51	F198.300.020.481	Roulement de pivot / <i>Pivot pin bearing</i>
	7	22/6452-54	F198.300.020.390	Obtrateur / <i>Cap</i>
	8	22/6407-55	F198.300.020.460	Bague d'étanchéité / <i>Oil seal</i>
	9	22/6462-41	F198.300.020.450	Bague / <i>Oil seal</i>
10	22/6407-56	F198.300.020.320	Bague d'étanchéité / <i>Oil seal</i>	

Les références des pièces sont indicatives.  
Nos pièces ne sont pas d'origine

Part numbers are quoted for reference purposes only.  
Our parts and accessories are not original.


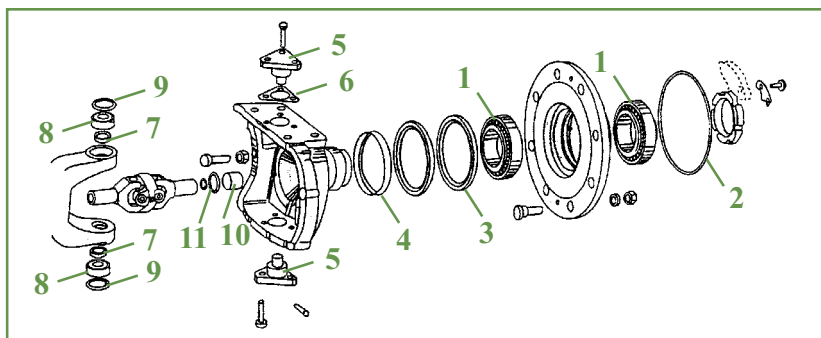


**"THE RELIABLE SERVICE"**



**PONT AVANT 4RM  
FRONT AXLE 4WD**

**APL 700**



Tracteurs Tractors	Fig.	Réf. Ref.	OEM	Description
Farmer 309LSA, 310LSA, 311LSA, 312LSA  F380GT, F390GT  APL700	1	22/6410-38	F198.300.020.530	Roulement de moyeu / Bearing
	2	22/6452-53	X549.032.201.000	O-ring
	3	22/6407-54	F199.300.020.261	Bague d'étanchéité / Oil seal
	4	22/6407-80	F198.300.020.500	Bague d'étanchéité / Oil seal
	5	22/6450-52	F198.303.020.130	Pivot / Pivot pin
	6	22/6453-77	F198.303.020.120	Cale de réglage / Ring 0.2mm
		22/6453-78	F198.303.020.121	Cale de réglage / Ring 0.3mm
		22/6453-79	F198.303.020.122	Cale de réglage / Ring 0.4mm
		22/6453-80	F198.303.020.123	Cale de réglage / Ring 0.6mm
		22/6453-81	F198.303.020.125	Cale de réglage / Ring 1.0mm
		22/6453-82	F198.303.020.127	Cale de réglage / Ring 1.6mm
	22/6453-83	F198.303.020.129	Cale de réglage / Ring 2.0mm	
	7	22/6407-81	F199.300.020.190	Bague d'étanchéité / Oil seal
	8	22/6462-43	F199.300.020.180	Roulement de pivot / Pivot pin bearing
	9	22/6452-56	F199.300.020.200	Obturbateur / Cap
10	22/6462-41	F198.300.020.450	Bague / Oil seal	
4	22/6407-88	F199.300.020.080	Bague d'étanchéité / Oil seal	


Les références des pièces sont indicatives.  
Nos pièces ne sont pas d'origine

Part numbers are quoted for reference purposes only.  
Our parts and accessories are not original.




**PONT AVANT 4RM  
FRONT AXLE 4WD**

**APL 700** Articulation double / *Double shift*



Tracteurs Tractors	Fig.	Réf. Ref.	OEM	Description
Farmer 309LSA, 310LSA, 311LSA, 312LSA	1	22/6405-55	F199.300.020.300	Demi-arbre / <i>Half shaft</i>
	2	22/6405-56	F199.300.020.290	Fourche / <i>Half shaft</i>
F380GT, F390GT	3	22/6403-91	F199.300.020.280	Croisillon / <i>U-joint</i>
	4	22/6404-6	F199.300.020.270	Pièce intermédiaire / <i>Double shift fork</i>

**APL 2000 F3**



Tracteurs Tractors	Fig.	Réf. Ref.	OEM	Description
Farmer 309LSA, 310LSA, 311LSA, 312LSA	1	22/6409-8	F380.303.020.380	O-ring / <i>O-ring</i>
	2	22/6412-8	F168.302.020.270	Roulement / <i>Bearing</i>
F380GT, F390GT	3	22/6462-44	F514.300.020.070	Bague / <i>Bush</i>
	4	22/6407-88	F199.300.020.080	Bague d'étanchéité / <i>Oil seal</i>

Les références des pièces sont indicatives.  
Nos pièces ne sont pas d'origine

Part numbers are quoted for reference purposes only.  
Our parts and accessories are not original.


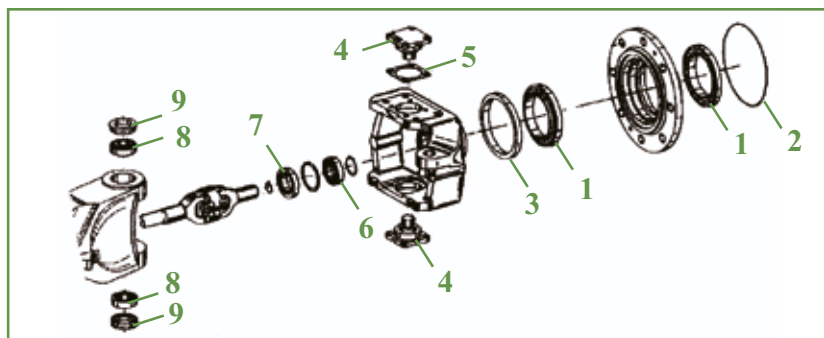


**"THE RELIABLE SERVICE"**



**PONT AVANT 4RM  
FRONT AXLE 4WD**

**APL 2000 F3**



Tracteurs Tractors	Fig.	Réf. Ref.	OEM	Description	
Farmer 304LSA, 307LSA, 3089LSA, 309LSA <b>APL2000 F3</b>	1	22/6410-38	F198.300.020.530 F510.300.020.450	Roulement de moyeu / Bearing	
	2	22/6452-57	F380.303.020.560	O-ring	
	3	22/6407-86	F510.300.020.440	Bague d'étanchéité / Oil seal 150x178x16	
	4	22/6450-55	F380.309.021.020	Pivot / Pivot pin	
	5	22/6453-84	F514.300.020.120		Cale de réglage / Ring 0.2mm
		22/6453-85	F514.300.020.130		Cale de réglage / Ring 0.3mm
		22/6453-86	F514.300.020.140		Cale de réglage / Ring 0.4mm
		22/6453-87	F514.300.020.150		Cale de réglage / Ring 0.6mm
		22/6453-88	F514.300.020.160		Cale de réglage / Ring 0.8mm
		22/6453-89	F514.300.020.170		Cale de réglage / Ring 1.0mm
	22/6453-90	F514.300.020.180		Cale de réglage / Ring 2.0mm	
	6	22/6451-75	F510.300.020.410		Roulement de pivot / Pivot pin bearing
	7	22/6452-59	F510.300.020.430		Bague d'étanchéité / Oil seal
	8	22/6462-43	F199.300.020.180		Roulement / Bearing
9	22/6407-87	F514.300.020.110		Bague d'étanchéité / Oil seal	

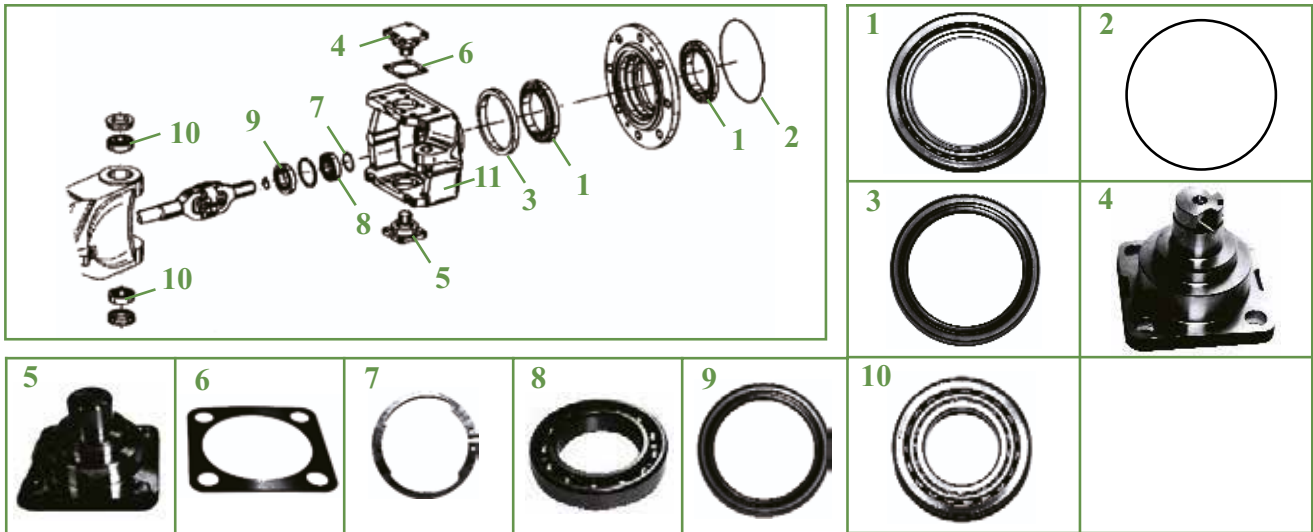
Les références des pièces sont indicatives.  
Nos pièces ne sont pas d'origine

Part numbers are quoted for reference purposes only.  
Our parts and accessories are not original.



**PONT AVANT 4RM  
FRONT AXLE 4WD**

**APL 2000 F6**



Tracteurs Tractors	Fig.	Réf. Ref.	OEM	Description	
Farmer 312LSA Favorit 512LSA, 514LSA, 515LSA  F395GT  APL2000 F6	1	22/6410-39	F514.300.020.260	Roulement de moyeu / <i>Bearing</i>	
	2	22/6452-57	F380.303.020.560	O-ring	
	3	22/6407-82	F514.300.020.450	Bague d'étanchéité / <i>Oil seal</i>	
	4	22/6450-53	F514.300.020.200	Pivot / <i>Pivot pin</i>	
	5	22/6450-54	F395.301.021.040	Pivot / <i>Pivot pin</i>	
	6	22/6453-84	F514.300.020.120		Cale de réglage / <i>Ring 0.2mm</i>
		22/6453-85	F514.300.020.130		Cale de réglage / <i>Ring 0.3mm</i>
		22/6453-86	F514.300.020.140		Cale de réglage / <i>Ring 0.4mm</i>
		22/6453-87	F514.300.020.150		Cale de réglage / <i>Ring 0.6mm</i>
		22/6453-88	F514.300.020.160		Cale de réglage / <i>Ring 0.8mm</i>
		22/6453-89	F514.300.020.170		Cale de réglage / <i>Ring 1.0mm</i>
	7	22/6407-83	F514.300.020.230		Circlip / <i>Circlip</i>
	8	22/6451-74	F514.300.020.210		Roulement de pivot / <i>Pivot pin bearing</i>
	9	22/6452-58	F716.300.020.720		Bague d'étanchéité / <i>Oil seal</i>
	10	22/6462-43	F199.300.020.180		Roulement / <i>Bearing</i>
11	22/6407-84	F395.301.021.030		Support droit / <i>RH housing</i>	
	22/6407-85	F395.301.021.020		Support gauche / <i>LH housing</i>	

Les références des pièces sont indicatives.  
Nos pièces ne sont pas d'origine

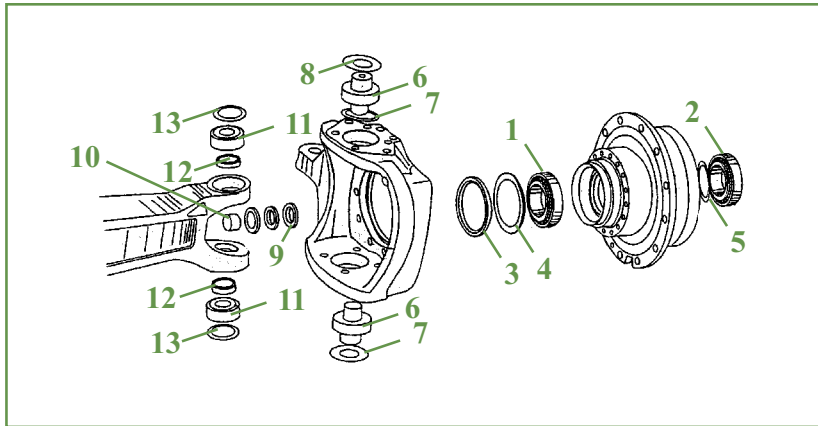
Part numbers are quoted for reference purposes only.  
Our parts and accessories are not original.





**PONT AVANT 4RM  
FRONT AXLE 4WD**

**APL 3052**



Tracteurs Tractors	Fig.	Réf. Ref.	OEM	Description
Favorit 610, 611, 612  APL3052	1	22/6451-67	X623.088.000.000+ X623.088.100.000	Roulement intérieur / Inner bearing
	2	22/6451-70	X623.043.700.000+ X623.043.400.000	Roulement extérieur / Outer bearing
	3	22/6407-57	X550.163.601.000	Bague d'étanchéité / Oil seal
	4	22/6417-8	F184.300.020.380	Bague de protection / Ring
	5	22/6453-60	F184.300.020.390	Cale de réglage / Ring 5.20mm
		22/6453-61	F184.300.020.391	Cale de réglage / Ring 5.25mm
		22/6453-62	F184.300.020.392	Cale de réglage / Ring 5.30mm
	6	22/6450-51	F180.300.021.270	Pivot / Pivot pin
	7	22/6452-55	X548.924.444.000	O-ring
	8	22/6453-63	F180.300.021.286	Cale de réglage / Ring 2.60mm
		22/6453-64	F180.300.021.285	Cale de réglage / Ring 2.70mm
		22/6453-65	F184.300.020.495	Cale de réglage / Ring 2.75mm
		22/6453-66	F180.300.021.284	Cale de réglage / Ring 2.80mm
		22/6453-67	F184.300.020.494	Cale de réglage / Ring 2.85mm
		22/6453-68	F180.300.021.283	Cale de réglage / Ring 2.90mm
		22/6453-69	F184.300.020.493	Cale de réglage / Ring 2.95mm
		22/6453-70	F180.300.021.282	Cale de réglage / Ring 3.00mm
		22/6453-71	F184.300.020.492	Cale de réglage / Ring 3.05mm
		22/6453-72	F180.300.021.281	Cale de réglage / Ring 3.10mm
22/6453-73	F184.300.020.491	Cale de réglage / Ring 3.15mm		
22/6453-74	F180.300.021.280	Cale de réglage / Ring 3.20mm		
22/6453-75	F184.300.020.490	Cale de réglage / Ring 3.30mm		
9	22/6407-58	F184.300.020.541	Bague d'étanchéité / Oil seal	
10	22/6462-42	F184.300.020.341	Bague / Oil seal	
11	22/6451-71	X623.073.600.000+ X623.073.500.000	Roulement de pivot / Pivot pin bearing	
12	22/6425-44	X563.014.200.000	Obturbateur / Cap	
13	22/6425-45	F180.300.021.120	Bague de protection / Ring	


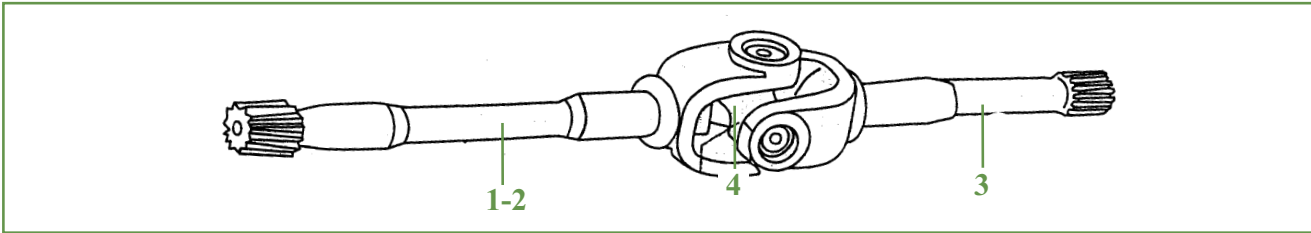
Les références des pièces sont indicatives.  
Nos pièces ne sont pas d'origine

Part numbers are quoted for reference purposes only.  
Our parts and accessories are not original.




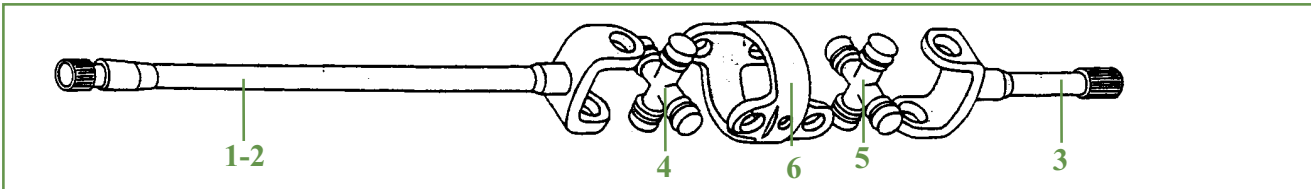
**PONT AVANT 4RM  
FRONT AXLE 4WD**

**APL 3052-3054 Articulation simple / Single shift**



Tracteurs Tractors	Fig.	Réf. Ref.	OEM	Description
Favorit 610, 611, 612	1	22/6405-49	F184.300.020.430	Demi-arbre droit / RH half shaft
	2	22/6405-50	F184.300.020.420	Demi-arbre gauche / LH half shaft
APL3052 APL3054	3	22/6405-51	F184.300.020.410	Fourche gauche et droit / RH and LH half shaft
	4	22/6403-87	F184.300.020.400	Croisillon / U-joint

**APL 3052-3054 Articulation double / Double shift**



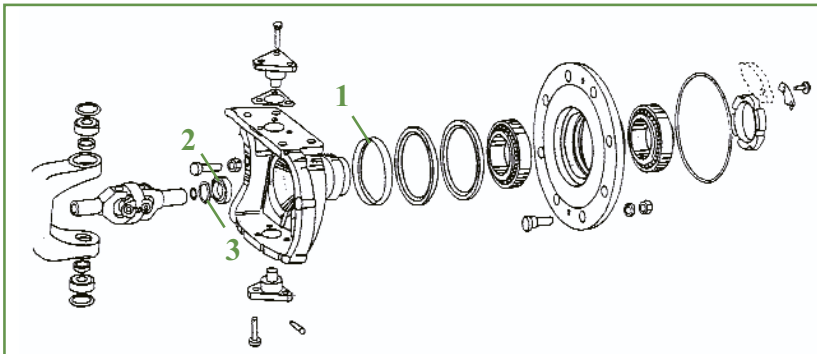
Tracteurs Tractors	Fig.	Réf. Ref.	OEM	Description
Favorit 610, 611, 612	1	22/6405-52	F281.303.022.130	Demi-arbre droit / RH half shaft
	2	22/6405-53	F281.303.022.140	Demi-arbre gauche / LH half shaft
	3	22/6405-54	F281.303.022.120	Fourche gauche et droit / RH and LH half shaft
APL3052 APL3054	4	22/6403-88	F281.303.022.100	Croisillon / U-joint
	5	22/6403-89	F281.303.022.110	Croisillon / U-joint
	6	22/6404-5	F281.303.022.090	Pièce intermédiaire / Double shift fork

Les références des pièces sont indicatives.  
Nos pièces ne sont pas d'origine

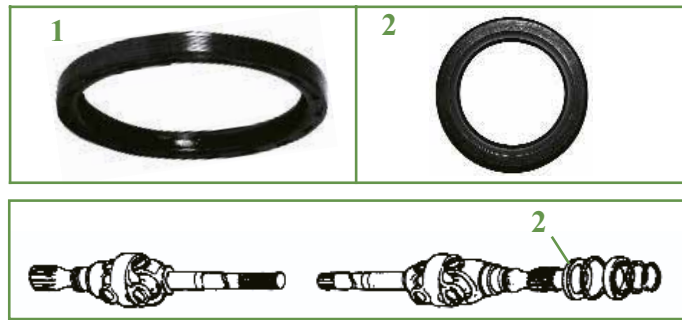
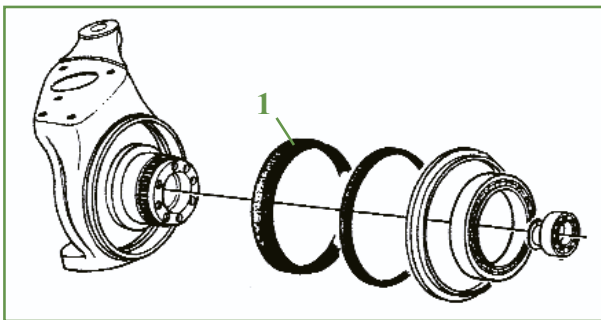
Part numbers are quoted for reference purposes only.  
Our parts and accessories are not original.



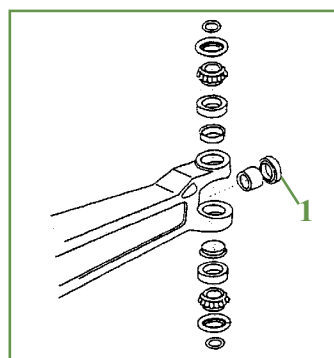
**PONT AVANT 4RM  
FRONT AXLE 4WD**



Tracteurs Tractors	Fig.	Réf. Ref.	OEM	Description
Favorit 611, 612, 614, 615	1	22/6407-59	X561.930.300.000	Bague d'étanchéité / Oil seal
	2	22/6407-60	X550.096.901.000	Bague d'étanchéité / Oil seal
	3	22/6407-61	X550.139.701.000	Bague d'étanchéité / Oil seal



Tracteurs Tractors	Fig.	Réf. Ref.	OEM	Description
Favorit 816, 818, 822, 824, 916, 920, 926	1	22/6407-62	H816.300.020.100	Bague d'étanchéité / Oil seal
	2	22/6407-63	H816.300.020.110	Bague d'étanchéité / Oil seal



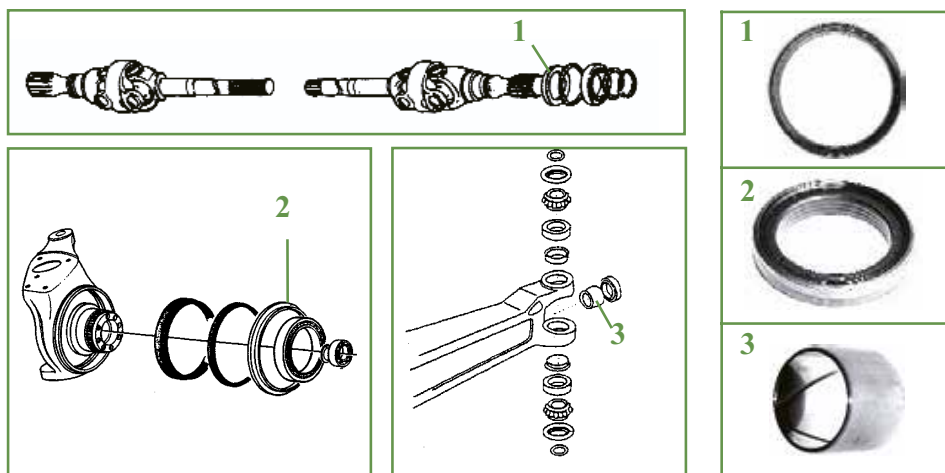
Tracteurs Tractors	Fig.	Réf. Ref.	OEM	Description
Favorit Séries 800, 900 series	1	22/6407-60	X550.096.901.000	Bague d'étanchéité / Oil seal

Les références des pièces sont indicatives.  
Nos pièces ne sont pas d'origine

Part numbers are quoted for reference purposes only.  
Our parts and accessories are not original.



**PONT AVANT 4RM  
FRONT AXLE 4WD**



Tracteurs Tractors	Fig.	Réf. Ref.	OEM	Description
Xylon 520, 522, 524	1	22/6407-52	H524.300.020.100	Bague d'étanchéité / Oil seal
	2	22/6407-79	H524.300.020.110	Bague d'étanchéité / Oil seal
	3	22/6407-60	X550.096.901.000	Bague / Bush

**JEU DE PIGNONS DE TRANSMISSION  
GEAR KIT**

Pont Front axle	Réf. Ref.
APL 335	72/6428-3 KT
APL 345	72/6428-4 KT
APL 1251	72/6428-6 KT
APL 1351	72/6428-7 KT
APL 1552	72/6428-9 KT
APL 3054	72/6428-10 KT

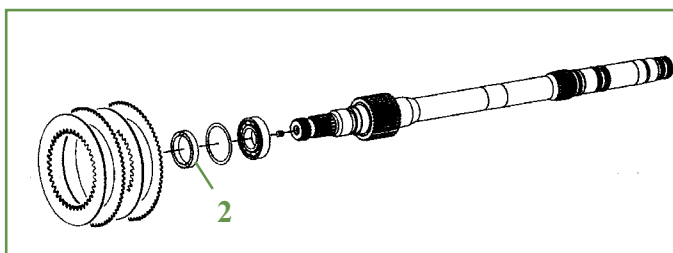
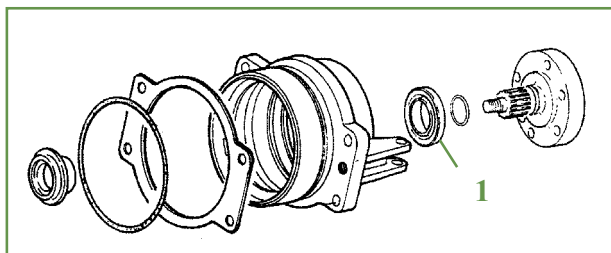


Les références des pièces sont indicatives.  
Nos pièces ne sont pas d'origine

Part numbers are quoted for reference purposes only.  
Our parts and accessories are not original.



**PONT AVANT 4RM  
FRONT AXLE 4WD**



Tracteurs Tractors	Fig.	Réf. Ref.	OEM	Description
Farmer 250S/V, 260P/S/V, 270P/V, 275S/V, 280P/S/V	1	22/6407-64	X553.982.600.000	Bague d'étanchéité / Oil seal
Favorit 711, 712, 714, 716	2	22/6407-65	X550.096.500.000	Bague d'étanchéité / Oil seal

**BAGUES DE BALANCIER DE TRAIN AVANT  
FRONT AXLE SHAFT BUSH**

Tracteurs Tractors	Réf. Ref.	Description	Fig.
Farmer 2, 2E, 2D	22/486-69 (138.304.020.010)	Ø35-42mm Lg 35mm	
Farmer 5S Farme série 100 series	22/486-70 (180.300.010.080, 190.300.020.080)	Ø50-58(65)mm Lg 49mm	
Favorit 610, 611, 612, 614, 615	22/486-68 (385.300.010.070)	Ø60-68(75)mm Lg 55mm Fond fermé / Closed bottom	
	22/486-71 (281.300.010.100)	Ø60-68(75)mm Lg 52mm Fond ouvert / Opened bottom	
Farmer 303, 304, 305, 306, 308, 309 F360GT, F365GT, F380GT, F390GT, F395GT	22/486-72 (178.300.010.161)	Ø50-55(65)mm Lg 49mm	
Farmer 303, 304, 305, 306, 307, 308, 309, 310, 311, 312, Favorit 509, 510, 511, 512, 514, 515	22/486-73 (178.300.010.120)	Ø50-58(65)mm Lg 57mm	


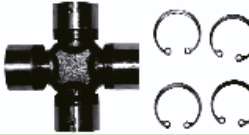










Les références des pièces sont indicatives.  
Nos pièces ne sont pas d'origine

Part numbers are quoted for reference purposes only.  
Our parts and accessories are not original.





**CROISILLONS DE PONT AVANT MOTEUR**  
**FRONT AXLE U-JOINT**

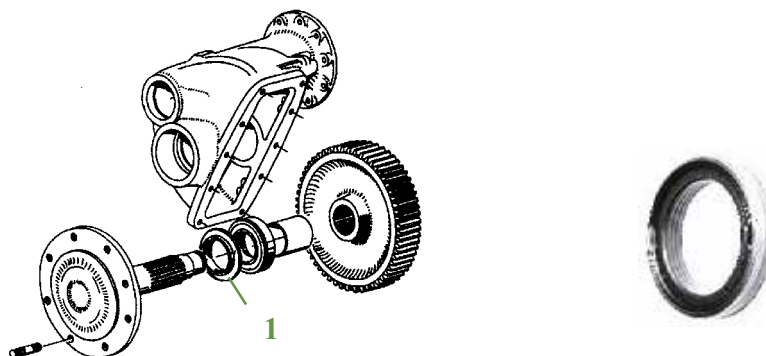
Tracteurs <i>Tractors</i>	Réf. <i>Ref.</i>	Description	Fig.
Farmer 5SA Farmer 102SA, 103SA, 104SA, 105SA, 106SA, 108SA	<b>22/6403-84</b> (F150.301.020.750)	30x96mm Désaxé / <i>Eccentric</i>	
Farmer 250S/V, 260P/S/V, 270P/V, 275S/V, 280P	<b>22/6403-90</b> (G208.300.020.240)	27x71mm	
Farmer séries 100S, 300 <i>series</i> APL 1251 Articulation simple / <i>Single shift</i>	<b>22/6403-85</b> (F138.314.020.381)	27x82mm	
Farmer séries 100S, 300 <i>series</i> APL 1251 Articulation double / <i>Double shift</i>	<b>22/6403-86</b> (F258.312.020.070)	30X79mm Désaxé / <i>Eccentric</i>	
Farmer 303, 304, 306, 308, 309 APL 1351	<b>22/6403-86</b> (F258.312.020.070)	30X79mm Désaxé / <i>Eccentric</i>	
Farmer 303, 304, 305, 306, 307, 308 APL 335	<b>22/6403-94</b> (F168.302.020.490)	27x70mm	
Farmer 309, 310, 311, 312 F380GT, F390GT APL 700	<b>22/6403-91</b> (F199.300.020.280)	30x85mm	
Favorit série 600 <i>series</i> APL 3052 & 3054 Articulation simple / <i>Single shift</i>	<b>22/6403-87</b> (F184.300.020.400)	38x106mm	
Favorit série 600 <i>series</i> APL 3052 & 3054 Articulation double / <i>Double shift</i>	<b>22/6403-88</b> (F281.303.022.100)	35x88mm Désaxé / <i>Eccentric</i>	
	<b>22/6403-89</b> (F281.303.022.110)	35x88mm Désaxé / <i>Eccentric</i>	
Favorit série 600 <i>series</i>	<b>22/6403-82</b> (G385.300.020.430)	39.7x106.5mm	
Favorit série 800 <i>series</i>	<b>22/6403-83</b> (G816.300.020.300)	35x93mm	

Les références des pièces sont indicatives.  
Nos pièces ne sont pas d'origine

Part numbers are quoted for reference purposes only.  
Our parts and accessories are not original.



**PONT ARRIÈRE**  
**REAR AXLE**



Tracteurs Tractors	Réf. Ref.	OEM	Description
Farmer 250S, 260S, 275S Farmer 303, 304, 305, 306, 307 F345GT, F360GT, F365GT	22/6407-66	X550.151.501.000	Bague d'étanchéité de sortie de réducteur de pont arrière <i>Oil seal rear axle reducer</i> 80x120x11/22.5

**ROTULES ET TIRANTS DE DIRECTION**  
**TIE RODS AND SOCKETS**




Tracteurs Tractors	Fig.	Réf. Ref.	OEM	Filetage Thread	Lg.	Conicité Cone
Farmer 5S, 102, 103, 104, 105, 108	A	22/495-211	X800.210.024.000 X800.210.027.000	M20x1.5RH	100mm	18x20mm
Farmer 102, F231GT(2WD)		22/495-209	X800.210.028.000 X800.210.007.000	M20x1.5RH	100mm	14x16mm
Farmer 102, 103, 104		22/495-206	X800.210.029.000	M18x1.5RH	90mm	14x16mm
Farmer 102, 103, 104		22/495-207		M18x1.5RH	100mm	16x18mm
Farmer 102, 103, 104, 105	C	22/495-220	X800.210.032.000	F36x1.5RH	140mm	27x30mm
Farmer 102, 103, 104, 105, 106	B	22/495-217	X800.210.051.000	F20x1.5RH	65mm	20x22mm
	A	22/495-210	X800.210.061.000	M20x1.5RH	100mm	16x18mm
Farmer 102, 103, 105	A	22/495-212	X800.210.050.000, G155.302.120.150, X800.210.018.000	M20x1.5RH	65mm	20x22mm
Farmer 102, 103, 105	B	22/495-218	X800.210.017.000	F20x1.5RH	80mm	24x26mm
Farmer 5S, 106, 108	A	22/495-213	X800.210.023.000	M24x1.5RH	105mm	20x22mm

Les références des pièces sont indicatives.  
Nos pièces ne sont pas d'origine

Part numbers are quoted for reference purposes only.  
Our parts and accessories are not original.




**ROTULES ET TIRANTS DE DIRECTION**  
**TIE RODS AND SOCKETS**



Tracteurs Tractors	Fig.	Pos.	Réf. Ref.	OEM	Filetage Thread	Lg.	Conicité Cone
Farmer 240S, 250S, 260P/S, 270P, 275S, 280P (2WD)	A	1	22/495-212	X800.210.050.000, X800.210.018.000, G155.302.120.150	M20x1.5RH	65mm	20x22mm
Farmer 250S/V, 260P/S/V, 270P/V, 275S/V, 280P(4WD)		2	22/495-212	X800.210.050.000, X800.210.018.000, G155.302.120.150	M20x1.5RH	65mm	20x22mm
		3	22/495-256	G155.302.120.160	M20x1.5LH	65mm	20x22mm
		3	22/495-257	G155.302.120.210	M22x1.5RH	103mm	20x22mm
Farmer 303, 304 (2WD)	D	4	22/495-258	X800.210.050.000, X800.210.018.000, G155.302.120.150	M20x1.5RH	65mm	20x22mm
	A	5	22/495-212	X800.210.050.000, X800.210.018.000, G155.302.120.150	M20x1.5RH	65mm	20x22mm
		5	22/495-213	X800.210.023.000	M24x1.5RH	105mm	20x22mm
Farmer 303, 304, 305, 306, 307, 308, 309, 310, 311 (2WD)	B	6	22/495-218	X800.210.017.000 X800.210.047.000	F20x1.5RH	80mm	24x26mm
	A	7	22/495-210	X800.210.061.000	M20x1.5RH	100mm	16x18mm
		7	22/495-212	X800.210.050.000, X800.210.018.000, G155.302.120.150	M20x1.5RH	65mm	20x22mm
Farmer 303, 304, 305, 306, 307, 308, 309, 310, 311 (4WD)	B	8	22/495-218	X800.210.017.000 X800.210.047.000	F20x1.5RH	80mm	24x26mm
		9	22/495-213	X800.210.023.000	M24x1.5RH	105mm	20x22mm
	A	9	22/495-214	X800.210.015.000	M24x1.5RH	125mm	24x26mm
Favorit série 600 series	B	10	22/495-215	F150.403.090.040	F18x1.5RH	70mm	20x22mm
		10	22/495-216		F18x1.5RH	110mm	20x22mm
	A	11	22/495-208	F150.403.090.050	M18x1.5RH	65mm	20x22mm
	B	10	22/495-218	X800.210.017.000	F20x1.5RH	80mm	24x26mm
		10	22/495-217	X800.210.051.000	F20x1.5RH	65mm	20x22mm
	A	11	22/495-212	X800.210.050.000, X800.210.018.000, G155.302.120.150	M20x1.5RH	65mm	20x22mm
C	12	22/495-219	X800.210.044.000	F36x1.5RH	140mm	24x26mm	
F231GT, F345GT, F350GT, F360GT, F370GT, F380GT(2WD)	A	13	22/495-259	X800.210.056.000	M20x1.5RH	65mm	20x22mm
F360GT, F380GT	B	6	22/495-218	X800.210.017.000 X800.210.047.000	F20x1.5RH	80mm	24x26mm
	A	7	22/495-212	X800.210.050.000, X800.210.018.000, G155.302.120.150	M20x1.5RH	65mm	20x22mm

**TIRANTS ET ACCOUPLEMENTS DE DIRECTION**  
**TIE RODS AND SOCKETS**



Tracteurs Tractors	Pos.	Réf. Ref.	OEM	Filetage Thread	Lg.	Conicité Cone
Farmer 304, 305, 306, 307, 308 F365GT, F380GT	1	22/495-163	F168.303.100.030	F22x1.5RH	335mm	23.5x26mm
	2	22/495-164	F168.303.100.040			
	3	22/497-165	F380.306.100.010	M22x1.5RH M20x1.5RH	190mm	
	4	22/2310-1	F198.300.100.070 F198.304.100.030	F22x1.5RH		
Farmer 303, 304, 305, 306, 307, 308 F365GT, F380GT	1	22/495-163	F168.303.100.030	F22x1.5RH	335mm	23.5x26mm
	2	22/495-164	F168.303.100.040			
	1	22/495-261	F168.300.100.010	F22x1.5RH	390mm	20x22mm
	2	22/495-262	F168.300.100.020			
	3	22/497-195	F198.300.100.030	M22x1.5RH M20x1.5RH	185mm	
	4	22/2310-1	F198.300.100.070 F198.304.100.030	F22x1.5RH		
Farmer 309, 310, 311, 312 F390GT, F395GT	1	22/495-159	F198.304.100.040	F22x1.5RH	390mm	23.5x26mm
	2	22/495-158	F198.304.100.050			
	3	22/497-165	F380.306.100.010	M22x1.5RH M20x1.5RH	190mm	
	4	22/2310-1	F198.300.100.070 F198.304.100.030	F22x1.5RH		
Farmer 312 Favorit 512, 514, 515 F390GT, F395GT	1	22/495-249	F514.300.100.020	M22x1.5RH	415mm	25x28mm
	2	22/495-248	F514.300.100.010			
	3	22/497-165	F380.306.100.010	M22x1.5RH M20x1.5RH	190mm	
	4	22/2310-1	F198.300.100.070 F198.304.100.030	F22x1.5RH		
Favorit 509, 510 F370GT Xylon 520, 522, 524	3	22/497-165	F380.306.100.010	M22x1.5RH M20x1.5RH	190mm	
Favorit 611, 612, 614, 615	1	22/495-260	F385.300.100.010	M24x1.5RH	330mm	23.5x26mm
	2					
	3	22/497-194	F385.300.100.020	M24x1.5RH M22x1.5RH	210mm	
Favorit 816, 818, 822, 824, 916, 920, 924, 926	1	22/495-165	F816.300.100.020	F28x1.5RH	415mm	29x32mm
	2	22/495-166	F816.300.100.010			
	3	22/497-166	F816.300.100.060	M28x1.5RH M30x1.5RH	235mm	
	4	22/2310-2	F816.300.100.050	F28x1.5RH		

Les références des pièces sont indicatives.  
Nos pièces ne sont pas d'origine

Part numbers are quoted for reference purposes only.  
Our parts and accessories are not original.



**"THE RELIABLE SERVICE"**



## VERINS DE DIRECTION STEERING CYLINDER

### ROTULES POUR VÉRIN DE DIRECTION / TIE RODS FOR STEERING CYLINDER

Tracteurs Tractors	Réf. Ref.	Ø tige Stem Ø	Lg.	Conicité Cone
Selon applications Some fittings	22/581-136	16mm	207mm	18x20mm
	22/581-137		199mm	18x20mm
	22/581-138			14x16mm



### KIT DE JOINTS POUR VÉRIN DE DIRECTION / SEAL KIT FOR STEERING CYLINDER

Tracteurs Tractors	Réf. Ref.	OEM	Ø tige Stem Ø
Farmer 102, 103, 104, 105, 106 Favorit séries 600 series F231GT	22/585-36	G001.990.010.980	20mm
Farmer 102, 103, 105 Farmer séries 300 series Favorit séries 600 series F231GT, F360GT, F380GT	22/585-37	G001.990.010.010	22mm



## VOLANT STEERING WHEEL

Tracteurs Tractors	Fig.	Réf. Ref.	OEM
Farmer séries 100 & 300 series Favorit séries 500, 600, 700, 800, 900 series Série GT series	1	22/510-10	F281.400.090.051 716.400.070.100
Sauf poste inversé Except inverted drive	2	22/511-10	G385.400.070.150



1



2

Les références des pièces sont indicatives.  
Nos pièces ne sont pas d'origine

Part numbers are quoted for reference purposes only.  
Our parts and accessories are not original.





**ROULEMENTS  
BEARINGS**



Réf. Ref.	OEM	Dimension Size
22/6471-151	X605.505.101.000	12x28x8
22/6471-170	X605.510.100.000	12x32x10
22/6471-130	X607.305.200.000	15x32x9
22/6471-171	X605.510.200.000	15x35x11
22/6471-190	X607.315.211.000	15x42x13
22/6471-134	X619.048.300.000	17x40x12
22/6471-172	X605.510.312.000	17x40x12
22/6471-191	X605.515.312.000	17x47x14
22/6471-126	X607.305.302.000, X607.005.300.000	20x42x12
22/6471-173	X605.510.412.000	20x47x14
22/6471-174	X607.310.411.000, X606.710.400.000, X607.010.411.000, X606.410.411.000	20x47x14
22/6471-192	X605.515.411.000	20x52x15
22/6471-204	X605.520.111.000	20x72x19
22/6471-152	X605.505.411.000	25x47x12
22/6471-153	X607.005.400.000	25x47x12
22/6471-135	X619.048.500.000	25x52x15
22/6471-175	X605.510.600.000, X605.510.602.000	25x52x15
22/6471-176	X607.310.600.000, X606.710.600.000, X606.410.600.000, X606.410.601.000	25x52x15
22/6471-193	X605.515.634.000	25x62x17
22/6471-194	X607.315.600.000, X606.415.600.000, X606.415.601.000	25x62x17
22/6471-154	X605.505.511.000	30x55x13
22/6471-177	X605.510.834.000	30x62x16
22/6471-178	X606.410.800.000	30x62x16
22/6471-139	X619.051.600.000	30x72x19
22/6471-195	X605.515.802.000, X605.515.801.000	30x72x19
22/6471-196	X607.315.814.000, X607.015.800.000, X606.415.800.000	30x72x19
22/6471-205	X605.520.400.000	35x100x25
22/6471-155	X605.505.611.000	35x62x14
22/6471-129	X607.305.601.000	35x62x14
22/6471-156	X606.405.600.000	35x62x14
22/6471-179	X605.511.011.000, X605.511.034.000	35x72x17
22/6471-180	X607.311.011.000, X606.411.000.000	35x72x17
22/6471-148	X619.053.900.000	35x72x23
22/6471-197	X605.597.600.000	35x80x21
22/6471-157	X605.505.711.000	40x68x15
22/6471-158	X606.705.701.000, X607.005.700.000	40x68x15
22/6471-131	X605.500.600.000	40x68x9
22/6471-181	X605.511.102.000	40x80x18
22/6471-182	X607.011.100.000	40x80x18
22/6471-142	X619.059.100.000	40x90x23
22/6471-198	X605.516.111.000	40x90x23

Réf. Ref.	OEM	Dimension Size
22/6471-199	X607.316.100.000	40x90x23
22/6471-140	X619.051.900.000	45x100x25
22/6471-200	X605.516.211.000	45x100x25
22/6471-125	X638.524.949.000	45x50x13
22/6471-132	X605.500.701.000	45x75x10
22/6471-159	X605.505.811.000	45x75x16
22/6471-123	X607.305.801.000	45x75x16
22/6471-143	X619.045.300.000	45x75x20
22/6471-122	X605.511.211.000	45x85x19
22/6471-141	X619.052.000.000	50x110x27
22/6471-201	X605.516.300.000	50x110x27
22/6471-133	X605.500.800.000	50x80x10
22/6471-160	X605.505.900.000, X605.505.911.000	50x80x16
22/6471-161	X606.705.900.000	50x80x16
22/6471-183	X605.511.311.000, X605.511.334.000	50x90x20
22/6471-128	X607.311.302.000	50x90x20
22/6471-149	X619.054.200.000	50x90x23
22/6471-202	X605.516.400.000	55x120x29
22/6471-162	X605.506.011.000	55x90x18
22/6471-184	X605.511.411.000	5x100x21
22/6471-185	X605.511.501.000	60x110x22
22/6471-136	X619.049.200.000	60x110x24
22/6471-150	X619.054.400.000	60x110x28
22/6471-203	X605.516.502.000	60x130x31
22/6471-163	X605.509.711.000	60x95x18
22/6471-164	X606.406.100.000	60x95x18
22/6471-144	X619.045.600.000	60x95x23
22/6471-165	X605.506.201.000	65x100x18
22/6471-166	X607.006.200.000	65x100x18
22/6471-120	X607.306.211.003	65x100x18
22/6471-145	X619.045.700.000	65x100x23
22/6471-186	X605.511.600.000	65x120x23
22/6471-187	X606.411.611.000	65x120x23
22/6471-167	X605.506.311.000	70x110x20
22/6471-146	X619.045.800.000	70x110x25
22/6471-168	X605.506.401.000	75x115x20
22/6471-188	X605.511.811.000	75x130x25
22/6471-169	X605.506.500.000, X605.506.511.000	80x125x22
22/6471-189	X605.511.900.000	80x140x26
22/6471-147	X619.046.100.000	85x130x29
22/6471-137	X619.049.800.000	90x160x33
22/6471-138	X619.049.900.000	95x145x32

Les références des pièces sont indicatives.  
Nos pièces ne sont pas d'origine

Part numbers are quoted for reference purposes only.  
Our parts and accessories are not original.



**"THE RELIABLE SERVICE"**



**BAGUES D'ETANCHEITE**  
**OIL SEALS**

Réf. Ref.	OEM	Dimension Size
22/6470-143	X550.214.802.000	30x40x7
22/6470-142	X550.062.104.000	33x52x10
22/6470-149	F184.108.100.070	35x52x10/7
22/6470-135	X553.968.709.000	35x56x10/12/01
22/6470-134	X550.081.901.000	40x58x6/6.5
22/6470-128	X550.096.801.000	45x65x12
22/6407-88	F199.300.020.080	46x65x21/01
22/6470-130	X540.413.936.000	50x60x7/10
22/6470-139	X550.108.901.000	50x65x8
22/6470-147	X550.108.906.000	50x65x8/6.7
22/6470-138	F380.306.020.050	50x80x11
22/6470-136	X550.115.901.000	52.4x77.8x10
22/6470-131	X550.126.505.000	60x80x10
22/6470-145	X550.126.503.000	60x80x10
22/6470-132	X550.126.502.000	60x80x10/01
22/6470-126	F180.100.150.602	60x80x11/12
22/6470-127	X550.127.101.000	60x85x13/15
22/6470-124	X550.128.201.000	60x95x14
22/6470-140	X554.029.602.000	62x85x12/14
22/6470-122	F283.101.150.070	63x80x11/12
22/6470-137	F280.100.100.030	65x85x10
22/6470-150	X550.132.902.000	65x85x10
22/6470-123	F283.101.150.080	65x85x13/9.5
22/6470-144	X550.133.204.000	65x90x10
22/6470-125	X540.418.536.000	70x86x7/10
22/6470-133	X550.138.601.000	70x90x10/11
22/6470-146	X550.145.602.000	75x95x10/18
22/6470-121	X554.050.609.000	78x100x13
22/6470-141	F184.100.220.071	80x100x13
22/6470-120	X554.074.602.000	110x128x9
22/6470-129	X554.485.402.000	125x160x15




Les références des pièces sont indicatives.  
Nos pièces ne sont pas d'origine

Part numbers are quoted for reference purposes only.  
Our parts and accessories are not original.



**POMPES HYDRAULIQUES**  
**HYDRAULIC PUMPS**



Tracteurs Tractors	Fig.	Réf. Ref.	OEM	Bosch réf. Bosch ref.		Débit(cc) Flow(cc)
Fix 2E Farmer 1D, 1E, 1Z F231GT	1	69/565-4		0510310303, 0510315304, 0510410322, 0510415311, 0510415313	LH	8
Farmer 3S Favorit 3S, 4 Favorit 610S, 611S, 612S, 614S F255GT	2	69/565-32	G150.403.101.012	0510510304, 0510510312, 0510515309	LH	11
Favorit 4	3	69/565-64		0510620305, 0510620307, 0510625317, 0510625333	LH	16
Farmer 100, 105S	4	69/565-35	G278.941.100.010	0510615318	LH	19
Farmer 102S/LS	5	69/565-63	G281.940.010.010	0510625316	LH	19
Farmer 104S/LS, 105S/LS, 106S/LS, 108S/LS, 200	4	69/565-35	G278.941.100.010	0510615318	LH	19
Farmer 103S/LS	6	69/565-37	G178.940.010.010 479.940.050.100	0510665341, 0510665381	LH	16+14
Farmer 108	7	69/565-6		0510615314	LH	16
Farmer 2S, 2N Farmer 102, 102S, 103, 103S, 104, 104S/LS, 105, 105S/LS, 106, 106S/LS, 108S/LS, 200S/V, 203V/P Sans direction assistée / Without power steering	8	69/565-33	G144.940.012.010	0510512304, 0510515316, 0510515333	LH	14
Farmer 2S, 2N Farmer 102, 102S, 103, 103S, 104, 104S/LS, 105, 105S/LS, 106, 106S/LS, 108S/LS, 200S/V, 203V/P Avec direction assistée / With power steering	9	69/565-34	G144.940.013.010 G144.940.013.011 G238.401.100.012 G278.940.100.019 G281.940.100.010	0510610313, 0510610313, 0510615317, 0510615326, 0510615329, 0510615333	LH	16
Farmer 200V	10	69/565-114	G155.940.010.010	0510565363	LH	11+8
Farmer 200S	11	69/565-36	G380.940.010.110	0510665382	LH	16+11
Farmer 204P Farmer 304,305, 306, 307, 308, 309, 310, 311, 312 LS/LSA	6	69/565-37	G178.940.010.010 479.940.050.100	0510665341, 0510665381	LH	16+14
Favorit série 500 series	9	69/565-34	G144.940.013.010 G144.940.013.011 G238.401.100.012 G278.940.100.019 G281.940.100.010	0510610313, 0510610313, 0510615317, 0510615326, 0510615329, 0510615333	LH	16
	12	69/565-232		0510515328	LH	14

Les références des pièces sont indicatives.  
Nos pièces ne sont pas d'origine


Part numbers are quoted for reference purposes only.  
Our parts and accessories are not original.



**"THE RELIABLE SERVICE"**



**POMPES HYDRAULIQUES**  
**HYDRAULIC PUMPS**



Tracteurs Tractors	Fig.	Réf. Ref.	OEM	Bosch réf. Bosch ref.		Débit(cc) Flow(cc)
Favorit série 600 series	1	69/565-34	G144.940.013.010 G144.940.013.011 G238.401.100.012 G278.940.100.019 G281.940.100.010	0510610313, 0510610313, 0510615317, 0510615326, 0510615329, 0510615333	LH	16
	2	69/565-33	G144.940.012.010 G278.941.100.010	0510512304, 0510515316, 0510515333	LH	14
	3	69/565-100	G385.940.100.010	0510615332	LH	19
	4	69/565-63	G281.940.010.010	0510625316	LH	19
	5	69/565-80	G285.940.010.010	0510725349	LH	22.5
	6	69/565-73	G385.940.010.010	0510665375	LH	19+11
	7	69/565-76	G385.941.010.010	0510666303	LH	19+11+2
Favorit 622LS, 626LS	8	69/565-133		0510615005	RH	19
Favorit séries 800 & 900 series	9	69/565-115	G916.940.100.010	0510625364	LH	16
F250GT, F275GT	2	69/565-33	G144.940.012.010 G278.941.100.010	0510512304, 0510515316, 0510515333	LH	14
F231GT, F250GT, F275GT Xylon 520, 522, 524	1	69/565-34	G144.940.013.010 G144.940.013.011 G238.401.100.012 G278.940.100.019 G281.940.100.010	0510610313, 0510610313, 0510615317, 0510615326, 0510615329, 0510615333	LH	16
F365GT, F370GT, F380GT	10	69/565-36	G380.940.010.110	0510665382	LH	16+11
F390GT, F395GT	11	69/565-116	G395.940.010.011	0510665396	LH	16+11+14
Selon application Some tractors	12	69/565-5		0510515310	LH	11
	13	69/565-60		0510615341	LH	19
	14	69/565-45		0510715306, 0510715312	LH	22.5

Les références des pièces sont indicatives.  
Nos pièces ne sont pas d'origine

Part numbers are quoted for reference purposes only.  
Our parts and accessories are not original.



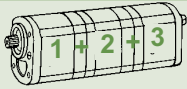


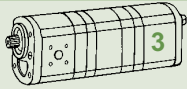
**"THE RELIABLE SERVICE"**










**POMPES HYDRAULIQUES(PIECES SEPARÉES)  
PARTS FOR HYDRAULIC PUMPS**

**Elements séparés / Individual elements**

	Débit(cc) Flow(cc)			
<b>69/565-114</b> G155.940.010.010 (0510565363)	11 + 8	<b>69/567-114</b> F155.940.010.010 (1517222773)	<b>69/568-114</b> F155.940.010.020 (1517222774)	
<b>69/565-36</b> G380.940.010.110 (0510665382)	16 + 11	<b>69/567-36</b> F395.940.010.010 (1517222725)	<b>69/568-36</b> F380.940.050.020 (1517222680)	
<b>69/565-37</b> G178.940.010.010 (0510665341)	16 + 14		<b>69/568-37</b> F178.940.010.020 (1517222524)	
<b>69/565-73</b> G385.940.010.010 (0510665375)	19 + 11	<b>69/567-73</b> F385.940.010.010 (1517222721)	<b>69/568-36</b> F385.940.010.020 (1517222380)	
<b>69/565-76</b> G385.941.010.010 (0510666303)	19 + 11 + 2		<b>69/568-76</b> F385.941.010.010 (1517222846)	<b>69/562-76</b> F385.941.010.020 (1517222847)
<b>69/565-116</b> G395.940.010.011 (0510665396)	16 + 11 + 14	<b>69/567-36</b> F395.940.010.010 (1517222883)	<b>69/568-116</b> F395.940.010.030 (1517222884)	<b>69/562-116</b> F395.940.010.040 (1517222885)

**ACCESSOIRES  
ACCESSORIES**

Description	Fig.	Réf. Ref.
Kit de joints sans bague d'étanchéité Gasket set without oil seal		69/575-13
Bague d'étanchéité Oil seal 17x30x7		69/588-1
Bride de pression pour tube Ø15mm Mounting flange Ø15mm		69/587-1
Bride d'aspiration pour tube Ø20mm Mounting flange Ø20mm		69/587-2
Boulon de fixation Fitting bolt 10x190mm		69/597-1

Les références des pièces sont indicatives.  
Nos pièces ne sont pas d'origine

**DIRECTION HYDROSTATIQUE  
HYDROSTATIC STEERING**

Farmer 2S, 3S, 4S, 5S,  
102S, 103S, 104S, 105S, 106S

22/6500-143

22/6500-144

Version économique  
Economic version



**CABLE DE COMMANDE HYDRAULIQUE  
HYDRAULIC VALVE CABLE**

Farmer série 300 series - Lg 129cm

69/7617-3(X805.460.040.000)

**RESSORT DE CONTROL  
DE PROFONDEUR  
DEPTH CONTROL  
SPRING**

Farmer séries 100, 300 series  
Favorit série 600 series

22/6677-7

(G258.861.030.049)









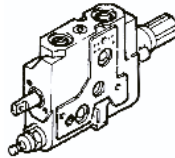


Part numbers are quoted for reference purposes only.  
Our parts and accessories are not original.





## DISTRIBUTEURS HYDRAULIQUES HYDRAULIC SPOOL VALVES

<p>Farmer 2S, 3S, 4S Farmer série 100 series</p> 	<p>Elément flasquable 300bars - 45 l/min, réglable simple ou double effet. 4 vis - 3 positions - Sans position flottante <i>Single double acting changeover unit 300bars - 45 l/min 4 bolts - 3 positions - Without floating position</i></p> <p><b>69/7600-89</b> : Groupe flasquable <i>Spool valve</i></p> <p><b>69/7615-15</b> : Jeu de 4 vis pour 1 élément / <i>4 screws set for 1 unit</i>  <b>69/7615-16</b> : Jeu de 4 vis pour 2 éléments / <i>4 screws set for 2 units</i>  <b>69/7615-17</b> : Jeu de 4 vis pour 3 éléments / <i>4 screws set for 3 units</i>  <b>69/7612-3</b> : Raccord banjo / <i>Banjo coupling</i></p>
<p>Farmer 2S, 3S, 4S Farmer série 100 series</p> 	<p>Elément flasquable pour distributeur Bosch 300bars - 45 l/min, réglable simple ou double effet. 3 vis - 4 positions - Avec position flottante <i>Single double acting changeover unit for Bosch spool valve 300bars - 45 l/min 3 bolts - 4 positions - With floating position</i></p> <p><b>69/7600-8</b> : Groupe flasquable <i>Spool valve</i></p> <p><b>69/7615-15</b> : Jeu de 4 vis pour 1 élément / <i>4 screws set for 1 unit</i>  <b>69/7615-16</b> : Jeu de 4 vis pour 2 éléments / <i>4 screws set for 2 units</i>  <b>69/7615-17</b> : Jeu de 4 vis pour 3 éléments / <i>4 screws set for 3 units</i>  <b>69/7612-3</b> : Raccord banjo / <i>Banjo coupling</i></p>
<p>Farmer séries 100 &amp; 300 series</p> 	<p>Elément flasquable 220bars - 70 l/min, réglable simple ou double effet. 4 vis - 3 passages d'huile <i>Single double acting changeover unit 220bars - 70 l/min 4 bolts - 3 outlets</i></p> <p><b>69/7600-21</b> : Groupe flasquable G178.960.021.011 <i>Spool valve</i> G178.960.022.011</p>
<p>Farmer série 200 series Favorit 600, 610</p> 	<p><b>69/7600-5</b> : Elément flasquable pour distributeur Bosch 35 l/min, simple effet. <i>Single acting changeover unit for Bosch spool valve 35 l/min</i></p> <p><b>69/7615-21</b> : Jeu de vis pour 2 éléments / <i>screws set for 2 units</i>  <b>69/7615-22</b> : Jeu de vis pour 3 éléments / <i>screws set for 3 units</i></p>
	<p><b>69/7600-6</b> : Elément flasquable pour distributeur Bosch 35 l/min, simple effet, avec blocage du levier <i>Single acting changeover unit for Bosch spool valve 35 l/min with lever locking position</i></p> <p><b>69/7615-21</b> : Jeu de vis pour 2 éléments / <i>screws set for 2 units</i>  <b>69/7615-22</b> : Jeu de vis pour 3 éléments / <i>screws set for 3 units</i></p>
	<p><b>69/7600-7</b> : Elément flasquable pour distributeur Bosch 35 l/min, double effet. <i>Double acting changeover unit for Bosch spool valve 35 l/min.</i></p> <p><b>69/7615-21</b> : Jeu de vis pour 2 éléments / <i>screws set for 2 units</i>  <b>69/7615-22</b> : Jeu de vis pour 3 éléments / <i>screws set for 3 units</i></p>
	<p><b>69/7600-15</b> : Elément flasquable pour distributeur Bosch 35 l/min, double effet. Avec position flottante <i>Double acting changeover unit for Bosch spool valve 35 l/min. With floating position</i></p> <p><b>69/7615-21</b> : Jeu de vis pour 2 éléments / <i>screws set for 2 units</i>  <b>69/7615-22</b> : Jeu de vis pour 3 éléments / <i>screws set for 3 units</i></p>
<p>Favorit série 600 series F350GT, F370GT, F380GT, F395GT Xylon 520, 522, 524</p> 	<p>Elément flasquable pour distributeur 220bars - 70 l/min, réglable simple ou double effet. 4 passages d'huile <i>Single double acting changeover unit for spool valve 220bars - 70 l/min 4 outlets</i></p> <p><b>69/7600-13</b> : Groupe flasquable <i>Spool valve</i></p>
<p>Favorit séries 500, 800, 900 series Xylon 520, 522, 524</p> 	<p>Elément flasquable pour distributeur Bosch, double effet. <i>Double acting changeover unit for Bosch spool valve.</i></p> <p><b>69/7600-90</b> : Groupe flasquable G816.960.020.012 <i>Spool valve</i> G816.960.021.012</p>

Les références des pièces sont indicatives.  
Nos pièces ne sont pas d'origine

Part numbers are quoted for reference purposes only.  
Our parts and accessories are not original.



**"THE RELIABLE SERVICE"**



## VALVES DE RELEVAGE LIFT SPOOL VALVES

Farmer 3S, 4S  
Farmer séries 100, 300 series



Valve principale du relevage, 3 passages d'huile, orifices en face avant  
*Main lift spool valve, 3 outlets, inlet in front side*

**69/7611-1** : Valve  
G178.860.030.110 *Spool valve*

**69/7616-7** : Jeu de réparation / *Repair kit*

## FILTRE POUR DISTRIBUTEURS HYDRAULIQUES HYDRAULIC VALVE SPOOL FILTERS

Favorit séries 700, 800, 900 vario series

**60/240-110**  
(G001.990.100.010)

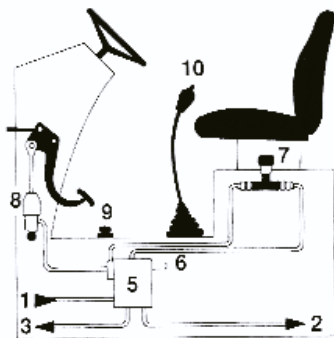


## RACCORD HYDRAULIQUE HYDRAULIC COUPLING

**22/908-14**  
(G514.960.100.012)  
M22



## DEBRAYAGE ELECTROHYDRAULIQUE / ELECTROHYDRAULIC CLUTCH



Tracteurs <i>Tractors</i>	Réf. <i>Ref.</i>
Farmer 304, 305, 306, 307, 308, 309, 310, 311, 312	<b>22/7635-1</b>
Farmer 304LS, 305LS, 306LS, 307LS, 308LS, 309LS, 310LS, 311LS, 312LS	<b>22/7635-3</b>
Farmer 306LSA, 307LSA, 308LSA, 309LSA, 310LSA, 311LSA, 312LSA (Inverseur électronique / <i>Electronic inverter</i> )	<b>22/7635-2</b>
Farmer 307, 308, 309 (Anciens modele / <i>Old range</i> )	<b>22/7635-6</b>
Farmer 307, 308, 309 (Nouveau modele / <i>New range</i> )	<b>22/7635-7</b>
Favorit 509	<b>22/7635-5</b>
Favorit 610, 611, 612, 614 (Sans relevage électronique / <i>Less electronic lift</i> )	<b>22/7635-4</b>

## 3<sup>eme</sup> POINT HYDRAULIQUE / HYDRAULIC TOP LINK



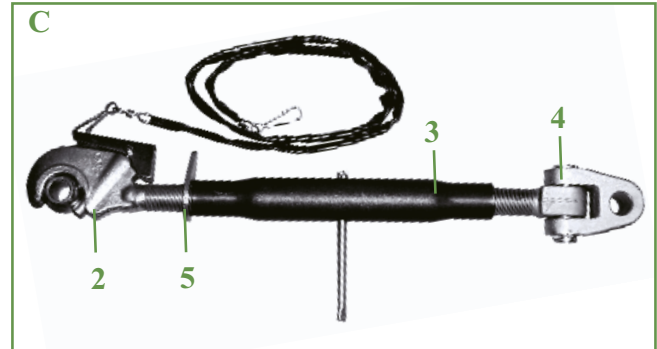
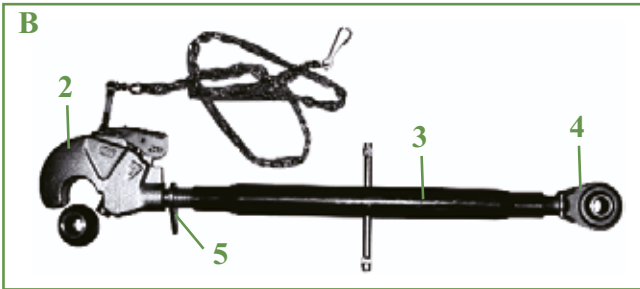

Tracteurs <i>Tractors</i>	Réf. <i>Ref.</i>	Traction <i>Pull</i>	Côté machine <i>Implement side</i>		Côté Tracteur <i>Tractor side</i>	
			Cat.	Type	Cat.	Type
Farmer 309, 310, 311, 312	<b>22/8104-22</b>	7.85T	2-3		2	
Farmer 304, 307, 308, 309	<b>22/8104-23</b>	7.85T	2		2	
Farmer 310, 311, 312	<b>22/8104-24</b>	7.85T	3		3	
Favorit 509	<b>22/8104-25</b>	6.9T	2-3		2	
Favorit 510, 511, 512, 514, 515	<b>22/8104-26</b>	9T	2-3		3	
Favorit 611, 612, 614	<b>22/8104-21</b>	7.85T	2-3		3	
Xylon 520, 522, 524	<b>22/8104-27</b>	9T	3		3	

Les références des pièces sont indicatives.  
Nos pièces ne sont pas d'origine

Part numbers are quoted for reference purposes only.  
Our parts and accessories are not original.



**BARRES DE POUSSEE  
TOP LINKS**



Cat.	Dim. Size	Type	Barre de poussée Top link	2 Rotule Côté machine Ball end Implement side	3 Tube Centre tube	4 Rotule Côté tracteur Ball end tractor side	5 Contre-écrou Lock nut
2+1.5	525-735mm M30x3	A	22/700-49	22/703-50 Ø25mm	22/702-51 410mm	22/701-50 Ø22mm	68/8114-201
	625-835mm M30x3		22/700-50		22/702-50 490mm		
	725-935mm M30x3		22/700-51				
2+1.5	625-835mm M30x3	B	22/700-52	22/703-52 Ø25mm	22/702-52 (3+4) Ø22mm		68/8114-201
3	640-900mm M36x3		22/700-53	22/703-53 Ø31.8mm	22/702-53 440mm	22/701-53 Ø31.8mm	68/8114-301
3+1.5	670-940mm M36x3	C	22/700-54	22/703-54 Ø31.8mm	22/702-54 440mm	22/701-54 Ø22mm	68/8114-301
3	640-900mm M36x3		22/700-55			22/701-56 Ø31.8mm	
3	700-960mm M36x3		22/700-56		22/702-56 500mm		

**BROCHES DE TRACTION  
HITCH PIN**



22/8141-192      22/8141-193  
22x276mm      22x241mm  
(H165.500.060.041)    (H238.500.060.010)

**BROCHES DE GUIDAGE  
GUIDING PIN**



22/8142-192      22/8142-193  
345mm      500mm  
(G181.500.060.030)    (G284.500.060.050)

**ROTULE A SOUDER  
WELD-ON ARM END**



68/8116-286  
Farmer série 300 series

Les références des pièces sont indicatives.  
Nos pièces ne sont pas d'origine

Part numbers are quoted for reference purposes only.  
Our parts and accessories are not original.




**ATTELAGE(PIECES DE RECHANGE)  
LEVELLING ROD COMPONENTS**



Tracteurs Tractors	Fig.	Réf. Ref.	OEM	Description
Farmer série 300 series Série GT series	1	22/744-16	135.872.040.040	Extrémité fileté à souder M22x2.5 Weld-on threaded end M22x2.5
Farmer 310, 311, 312 Favorit série 500 series, Favorit 611, 612, 614, 615 F390GT, F395GT, Xylon 520, 522, 524		22/744-17	291.870.040.100 716.870.040.110	Extrémité fileté à souder M27x3 Weld-on threaded end M27x3
Farmer 240S, 250S, 260P, 270P, 275S, 280P/S Farmer série 300 series, Série GT series	2	22/743-16	135.872.040.030	Piton coudé / Pin Ø23mm-Lg.44mm-M27x3
Farmer 310, 311, 312, Favorit série 500 series F390GT, F395GT, Xylon 520, 522, 524		22/743-21	199.870.040.031	Piton coudé / Pin Ø28mm-Lg.42mm-M27x3
Favorit 611, 612, 614, 615		22/743-17	291.870.040.010	Piton coudé / Pin Ø25mm-Lg.54mm-M27x3
Favorit séries 700, 800, 900 series	3	22/743-22	816.870.040.010	Oeillet avec embout fileté Ball end M27
Farmer 240S, 250S, 260S/P, 270P, 275S, 280S/P Farmer 303, 304, 305, 306, 307, 308, 309 F345GT, F350GT, F360GT, F365GT, F370GT, F380GT	4	22/761-56	H278.870.030.020	Tige de réglage / Adjusting shaft M24x2 - Lg. 271mm
Farmer 303, 304 F231GT, F345GT, F350GT		22/761-57	H138.870.030.071	Tige de réglage / Adjusting shaft M20x2 - Lg. 271mm
Farmer 306, 307, 308, 309, 310, 311, 312 Favorit série 500 series F390GT, F395GT, Xylon 520, 522, 524		22/761-58	199.870.031.120	Tige de réglage / Adjusting shaft M24x2 - Lg. 250mm
Favorit série 600 series		22/761-59	180.870.030.300	Tige de réglage / Adjusting shaft M28x2 - Lg. 300mm
		22/761-60	281.870.030.050	Tige de réglage / Adjusting shaft M28x2 - Lg. 345mm
Farmer 240S, 250S, 260S/P, 270P, 275S, 280S/P Farmer 303, 304, 305, 306, 307, 308, 309 F231GT, F345GT, F350GT, F360GT, F365GT, F370GT, F380GT	5	22/767-7	138.870.030.651	Pignon / Gear 12Z
Farmer 240S, 250S, 260S/P, 270P, 275S, 280S/P Farmer 303, 304, F231GT, F345GT, F350GT	6	22/768-6	G138.876.030.030	Manivelle / Handle

**STABILISATEUR REGLABLE / ADJUSTABLE STABILISER**



Dimensions en mm / Sizes in mm

Tracteurs Tractors	1 Stabilisateur Stabiliser	2 Rotule Ball end				3 Tube Tube	4 Rotule Ball end	5 Circlip Circlip	6 Broche Pin	
Série 300 300 series	22/740-83	A	B	C	D	22/746-83	22/744-83	22/743-83	22/756-83	22/758-83 Ø22

Les références des pièces sont indicatives.  
Nos pièces ne sont pas d'origine

Part numbers are quoted for reference purposes only.  
Our parts and accessories are not original.


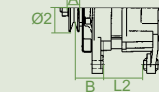

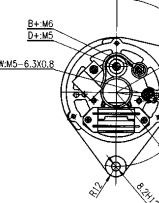



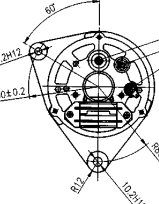



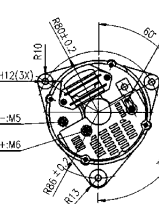



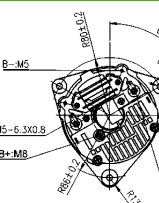



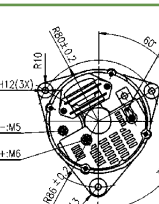



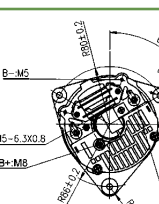



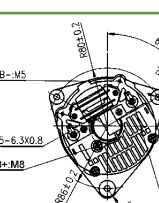



**"THE RELIABLE SERVICE"**





**ALTERNATEURS  
ALTERNATORS**

Tracteurs Tractors	OEM	Réf. Ref.			Régulateur Regulator	
Farmer séries 100, 200 Series  F231GT, F250GT, F255GT, F275GT	X830.060.030.000	<b>62/920-23</b> 14 V / 33 A			<b>62/919-13</b>	
						
	X830.060.011.000 G345.900.011.010	<b>62/920-38</b> 14 V / 33 A				<b>62/919-13</b>
						
Farmer série 300 Series Favorit série 600 Series  F345GT, F360GT, F365GT, F380GT, F390GT, F395GT	X830.060.020.000	<b>62/920-65</b> 14 V / 55 A				<b>62/919-21</b>
						
	X830.060.022.000	<b>62/920-34</b> 14 V / 65 A				<b>62/919-21</b> ⇒ 03/97  <b>62/919-3</b> 04/97 ⇒
						
Farmer série 300 Series Favorit série 600 Series  F345GT, F360GT, F365GT, F380GT, F390GT, F395GT	X830.060.020.000	<b>62/920-65</b> 14 V / 55 A				<b>62/919-21</b>
						
	X830.060.022.000	<b>62/920-34</b> 14 V / 65 A				<b>62/919-21</b> ⇒ 03/97  <b>62/919-3</b> 04/97 ⇒
						
		<b>62/920-102</b> 14 V / 80 A				<b>62/919-3</b>
						

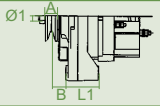
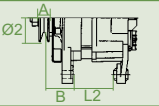

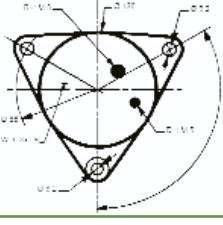

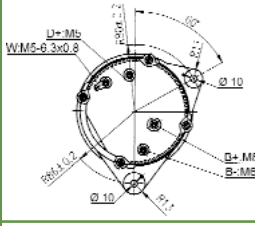

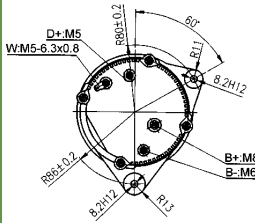
Les références des pièces sont indicatives.  
Nos pièces ne sont pas d'origine

Part numbers are quoted for reference purposes only.  
Our parts and accessories are not original.





**ALTERNATEURS  
ALTERNATORS**

Tracteurs Tractors	OEM	Réf. Ref.			Régulateur Regulator
Farmer série 300 <i>series</i> Favorit séries 500, 600 <i>series</i> F3701GT, F380GT, F390GT, F395GT	G198.902.011.010	<b>62/920-124</b> 14 V / 120 A	 Ø1 17 L1 56		
Farmer 308, 309, 310, 311, 409, 410, 411 Favorit séries 500, 700, 800, 900 <i>series</i>	G515.900.010.100	<b>62/920-126</b> 14 V / 143 A	 Ø1 17 L1 56		
Favorit séries 800, 900 <i>series</i>	F920.901.010.010	<b>62/920-125</b> 14 V / 90 A	 Ø1 17 L1 56		

**REGULATEUR SEPARÉ  
REGULATOR**

Farmer série 100 *series*

**62/919-15**  
(F181.900.010.020)



Les références des pièces sont indicatives.  
Nos pièces ne sont pas d'origine

Part numbers are quoted for reference purposes only.  
Our parts and accessories are not original.



## DEMARREURS STARTERS

Tracteurs <i>Tractors</i>	Moteur <i>Engine</i>	OEM	Réf. <i>Ref.</i>		
Farmer 1D/E/Z, 2, 2D/DE/E/S, 3S, 4S Farmer 103, 104, 105	MWM	F139.900.060.011	<b>62/930-28</b> <i>Iskra</i>	2 x 105 12 V	9 z 2.7 kW 228mm
Farmer 103, 104 Farmer 303, 304, 307	MWM	F135.902.060.010 X830.100.009.000	<b>62/930-32</b> <i>Iskra</i>	3 x 127 12 V	9 z 2,7 kW 228mm
Favorit 1, 2, 3, 4, 4S, 10S, 11S, 12S Farmer 104, 105, 106 Farmer série 100 <i>series</i> Favorit séries 500, 600 <i>series</i>	MWM	X830.100.004.000	<b>62/930-26</b>	3 x 127 12 V	9 z 3.5 kW 254mm
		G514.900.060.100	<b>62/930-56</b> <i>Iskra</i>	3 x 127 12 V	9 z 3.1 kW 240mm
Farmer séries 100, 200, 300 <i>series</i> Favorit séries 500, 600 <i>series</i>	MWM	F135.902.060.010 X830.100.006.000	<b>62/930-177</b> <i>Iskra</i> Avec réducteur <i>With reducer</i>	3 x 127 12 V	9 z 3 kW 210mm
Farmer 200, 203, 204, 205, 240, 250, 275, 280 F231GT, F250GT, F275GT	KHD	X830.100.007.000 X830.100.001.000	<b>62/930-23</b> <i>Iskra</i>	3 x 127 12 V	9 z 3 kW 228mm
Farmer 307, 308, 409, 410, 411, Favorit 711, 712, 714, 716	KHD	F716.900.060.060	<b>62/930-193</b> Avec réducteur <i>With reducer</i> <i>Iskra</i>	3 x 127 12 V	9 z 3 kW 237mm
Favorit séries 800, 900 <i>series</i> Xylon 520, 522, 524	MAN	F524.900.060.010 F926.900.060.040 F926.900.060.041 F824.900.060.130	<b>62/930-166</b> <i>Iskra</i>	3 x 127 24 V	11 z 4 kW 265mm
			<b>62/930-196</b> Avec réducteur <i>With reducer</i> <i>Iskra</i>		
F345GT, F360GT, F365GT, F380GT, F390GT, F395GT	KHD	X830.100.001.000 G380.900.060.010	<b>62/930-68</b>	3 x 127 12 V	9 z 2.7 kW 220mm
			<b>62/930-31</b> <i>Iskra</i>		

Les références des pièces sont indicatives.  
Nos pièces ne sont pas d'origine

Part numbers are quoted for reference purposes only.  
Our parts and accessories are not original.



**PIECES DE RECHANGE POUR DEMARREUR**  
**SPARE PARTS FOR STARTER**



	1	2	3	4
Démarrreur <i>Starter</i>	Relais <i>Solenoid</i>	Lanceur <i>Drive ass.</i>	Induit <i>Armature</i>	Jeu de balais <i>Brush set</i>
<b>Démarrreurs ISKRA starters</b>				
62/930-23 IS0552	62/940-24 16.906.819	62/939-24 16.900.254	62/931-15 16.360.524	62/933-13 16.905.973
62/930-28 IS0432				
62/930-31 IS0551				
62/930-32 IS0669	62/940-50 16.908.146		62/931-30 16.360.277	
62/930-56 IS0706	62/940-51 16.905.757		62/931-51 16.360.685	
62/930-166 IS0626	62/940-57 16.905.752	62/939-57 16.901.752	62/931-52 16.360.703	62/933-29 16.906.639
<b>Démarrreurs BOSCH starters</b>				
0 001 354 092	62/940-27			62/933-15 1 007 014 100
0 001 354 091	62/940-39			
0 001 359 025	62/940-38 0 331 401 004	62/939-29 2 006 209 301 2 006 209 436		62/933-8 2 007 014 052
0 001 362 025	62/940-29 0 331 402 003 0 331 402 002			62/933-21 2 007 014 053
0 001 359 072		62/939-29 2 006 209 301 2 006 209 436	62/931-12 2 004 004 112	62/933-8 2 007 014 052
0 001 367 007		62/939-30 2 006 209 492		62/933-19 2 007 014 062
0 001 362 034	62/940-27 0 331 401 008			62/933-17 2 007 014 057
<b>Dynamo BOSCH dynamo</b>				
0 101 209 032			62/911-5	62/913-5 1 107 014 144



**Autres pièces disponibles sur demande / Other parts available on request**

Les références des pièces sont indicatives.  
Nos pièces ne sont pas d'origine









**"THE RELIABLE SERVICE"**







Part numbers are quoted for reference purposes only.  
Our parts and accessories are not original.

**POIGNEES ET SERRURES**  
**LOCKS AND HANDLES**

Réf. Ref.	OEM	Description	Fig.	Tracteurs Tractors
70/4170-100	258.514.210.530	Poignée extérieure gauche et droite <i>Outer handle(RH and LH)</i>		
70/4170-101	258.514.210.290	Poignée extérieure gauche et droite <i>Outer handle(RH and LH)</i>		
70/4170-106	E291.500.210.019 E198.810.030.019	Poignée extérieure gauche et droite <i>Outer handle(RH and LH)</i>		Farmer 240, 250, 260, 270, 275, 280 Farmer série 300 <i>series</i> Favorit série 600 <i>series</i> Série GT <i>series</i>
70/4170-37	E281.505.210.017 E198.810.030.039	Serrure intérieure gauche <i>Inner lock(LH)</i>		Farmer série 300 <i>series</i> Favorit série 600 <i>series</i> F345T, F350GT, F360GT, F365GT, F370GT, F380GT
70/4170-38	E281.505.210.028	Serrure intérieure droite <i>Inner Lock(RH)</i>		
70/4170-37	E281.505.210.017 E198.810.030.039	Serrure intérieure droite <i>Inner Lock(RH)</i>		
70/4170-38	E281.505.210.028	Serrure intérieure gauche <i>Inner lock(LH)</i>		
70/4170-136	816.810.030.700	Poignée extérieure gauche et droite <i>Outer handle(RH and LH)</i>		Farmer 240, 250, 260, 270, 275, 280 Farmer série 300 <i>series</i> Favorit séries 500, 700, 800, 900 <i>series</i> F370GT, F380GT
70/4170-110	G816.810.030.070	Serrure intérieure gauche <i>Inner lock(LH)</i>		Farmer 307, 308, 309, 310, 311, 312 Favorit séries 500, 800, 900 <i>series</i>
70/4170-111	G816.810.030.100	Serrure intérieure droite <i>Inner Lock(RH)</i>		

**Silentblocs de cabine / Cab dampers**

22/4114-18	275.500.200.140	Silentbloc avant <i>Cab damper(front)</i>		Farmer série 100 <i>series</i> Favorit 611, 612, 614, 615
22/4114-19	H117.500.200.040	Silentbloc avant <i>Cab damper(front)</i>		Farmer séries 300, 400 <i>series</i> Favorit série 500 <i>series</i>
22/4114-20	H117.500.200.030	Silentbloc arrière <i>Cab damper(rear)</i>		Farmer séries 300, 400 <i>series</i> Favorit série 500 <i>series</i> Série GT <i>series</i>
22/4114-21	H345.500.200.090	Silentbloc arrière <i>Cab damper(rear)</i>		Série GT <i>series</i>

Les références des pièces sont indicatives.  
Nos pièces ne sont pas d'origine

Part numbers are quoted for reference purposes only.  
Our parts and accessories are not original.



PEINTURE  
PAINT


LAQUE AMERICAINE

LA MEILLEURE PEINTURE  
DU MARCHE

Plus de 2000 nuances possibles  
Possibilité de créer une couleur  
suivant échantillon

THE BEST PAINT  
ON THE MARKET

More than 2000 colors available  
Possibility to create a color  
from a sample



Couleur Colour	1 L	5 L	Spray
Rouge-orange Red-Orange	64/3102-267 (X904.010.910.000)	64/3102-270	64/3102-273 (X904.010.954.000)
Gris Grey	64/3102-268 (X904.011.515.000)	64/3102-271	64/3102-274 (X904.010.942.000)
Vert Green	64/3102-269 (X904.010.516.000)	64/3102-272	64/3102-275 (X904.010.841.000)

Couleur Colour	1 L	Spray 300ml
Gris diamand / Diamond Grey	64/3104-41	64/3104-148
Gris / Grey (⇒ 1988)	64/3104-43	
Gris / Grey (1988 ⇒)	64/3104-42	64/3104-149
Vert / Green (⇒ 1988)	64/3104-44	64/3104-146
Vert 300 / Green (1988 ⇒)	64/3104-45	64/3104-147
Rouge-orange / Red-Orange (⇒ 1988)	64/3104-46	64/3104-150
Rouge-orange / Red-Orange (1988 ⇒)	64/3104-47	64/3104-151

ERBEDOL  
BÜCHNER



3




Les références des pièces sont indicatives.  
Nos pièces ne sont pas d'origine

Part numbers are quoted for reference purposes only.  
Our parts and accessories are not original.





## CHAUFFAGE DE CABINE CAB HEATING

Tracteurs <i>Tractors</i>	Ventilateur <i>Cab heater</i>	Fig.	Moteur de ventilateur <i>Cab heater motor</i>	Fig.
Farmer série 300 <i>series</i> Favorit série 500 <i>series</i>	<b>22/1988-14</b> (G178.810.130.010) Droit / <i>RH</i> Blanc / <i>White</i>		<b>22/1988-11</b>	
	<b>22/1988-15</b> (G178.810.130.020) Gauche / <i>LH</i> Gris / <i>Grey</i>		<b>22/1988-10</b>	

### BOUGIE DU CHAUFFAGE CAB HEATER PLUGS

**22/1991-1**  
(F279.500.260.270)



Farmer 240, 250, 260, 270, 275, 280  
F345GT, F360GT, F365GT, F380GT, F390GT, F395GT

## RECHAUFFEURS DE MOTEUR ENGINE HEATERS


Réf. <i>Ref.</i>	Description	Fig.	Tracteurs <i>Tractors</i>
<b>63/1750-6</b>	Rechauffeur 220V. pour pastilles antigel Ø50mm  <i>220 V. heater for Ø50mm core plugs</i>		Farmer 3S, 4S, 5S, 6S Farmer séries 100, 300 <i>series</i> Favorit série 600 <i>series</i>  <i>Moteurs MWM engines</i>
<b>63/1751-1</b>	Kit cablage <i>Cable set</i>		Pour / <i>for</i> 63/1750-6

Les références des pièces sont indicatives.  
Nos pièces ne sont pas d'origine

*Part numbers are quoted for reference purposes only.  
Our parts and accessories are not original.*



AIRCO  
AIRCO









Tracteurs Tractors	Réf. Ref.	OEM	Fig.
<b>Compresseurs / Compressors</b>			
Farmer séries 200, 300, 400 <i>series</i> Favorit séries 500, 700, 800, 900 <i>series</i> F370GT, F380GT, F390GT, F395GT Xylon 520, 522, 524	<b>82/9202-118</b>	G311.550.020.100	
Farmer séries 200, 300, 400 <i>series</i> Favorit séries 700, 800, 900 <i>series</i>	<b>82/9202-159</b>	G117.551.020.110	
Farmer série 300 <i>series</i> Favorit série 500 <i>series</i> F390GT, F395GT	<b>82/9202-120</b>	G199.552.020.100	
Conversion r134a <i>conversion</i> Séries Farmer & favorit <i>Series</i>	<b>82/9202-119</b>	F385.551.020.200	
<b>Embrayage de compresseurs / Compressor clutch</b>			
Farmer séries 200, 300 <i>series</i> Favorit séries 600, 800 <i>series</i>	<b>82/9202-717</b>	F385.551.020.210	
<b>Condenseurs / Condensers</b>			
Farmer série 300 <i>series</i> Favorit séries 500, 600 <i>series</i>	<b>82/9202-203</b>	H385.551.060.100	
Farmer série 400 <i>series</i> Favorit série 700 <i>series</i>	<b>82/9202-220</b>	H716.550.061.100	
Favorit série 900 <i>series</i>	<b>82/9202-219</b>	H930.550.060.100	

Les références des pièces sont indicatives.  
Nos pièces ne sont pas d'origine

Part numbers are quoted for reference purposes only.  
Our parts and accessories are not original.



**AIRCO**  
**AIRCO**

Tracteurs Tractors	Réf. Ref.	OEM	Fig.
<b>Souppes d'expansion / Expansion valves</b>			
Farmer série 200 <i>series</i>	<b>82/9202-500</b>	F205.550.050.180	
Farmer séries 300, 400 <i>series</i> Favorit séries 500, 700, 800, 900 <i>series</i> F370GT, F380GT	<b>82/9202-505</b>	F816.550.050.010 F818.550.050.010	
F390GT, F395GT	<b>82/9202-504</b>	F395.550.050.160 F395.550.050.090	
<b>Deshydrateurs / Receiver driers</b>			
Farmer 240, 250, 260, 270, 275, 280	<b>82/9202-406</b>	F205.550.060.100	
Farmer 250, 260, 270, 275, 280 F390GT, F395GT	<b>82/9202-420</b>	F395.031.040.000	
Farmer série 300 <i>series</i> Favorit séries 500, 800, 900 <i>series</i> F370GT, F380GT Xylon 520, 522, 524	<b>82/9202-417</b>	G312.550.030.010 G281.550.030.020	
Farmer séries 300, 400 <i>series</i> Favorit séries 700, 800, 900 <i>series</i> F370GT, F380GT	<b>82/9202-449</b>	G716.550.030.010	
Favorit 615	<b>82/9202-419</b>	F281.500.380.330	

Les références des pièces sont indicatives.  
Nos pièces ne sont pas d'origine

Part numbers are quoted for reference purposes only.  
Our parts and accessories are not original.



## MOTEURS D'ESSUIE-GLACE WIPER MOTORS



Tracteurs Tractors	Avant / Front			Arrière / Rear		
	Réf Ref	Fig.	OEM	Réf Ref	Fig.	OEM
Farmer 102, 103, 104, 105, 106, 108	63/1980-56	1				
Farmer série 200 series	63/1980-57	4	G205.812.170.020	63/1980-57	4	G205.812.170.020
Farmer série 300 series Série GT series	63/1980-26	2	X830.270.005.000	63/1980-26	2	X830.270.005.000
	63/1980-58	3	G816.810.170.010 G716.810.170.020	63/1980-57	4	G205.812.170.020
Favorit série 600 series	63/1980-27	2	X830.270.006.000	63/1980-27	2	X830.270.006.000
Favorit séries 500, 700, 800, 900 series Xylon 520, 522, 524	63/1980-58	3	G816.810.170.010 G716.810.170.020	63/1980-57	4	G205.812.170.020

## BALAIS D'ESSUIE-GLACE WIPER BLADES



Tracteurs Tractors	Réf Ref	OEM	Longueur Length
Farmer série 300 series	70/1987-20		500mm
Farmer série 300 series Favorit série 600 series Série GT series Xylon 520, 522, 524	70/1987-49	H524.810.170.020	600mm
Farmer série 300 series Favorit séries 500, 700, 800, 900 series Xylon 520, 522, 524	70/1987-36	H816.810.170.020	530mm
Favorit série 600 series	70/1987-10		600mm
Favorit série 700 series	70/1987-5	H716.810.170.010	450mm

## BRAS DE BALAIS D'ESSUIE-GLACE / WIPER BLADE ARM

Farmer série 300 series  
Série GT series

22/1985-8



Les références des pièces sont indicatives.  
Nos pièces ne sont pas d'origine

Part numbers are quoted for reference purposes only.  
Our parts and accessories are not original.



## RETROVISEURS MIRRORS



Tracteurs Tractors	Fig.	Réf. Ref.	OEM	Remarque Observation
Farmer séries 100, 200, 300 series Favorit série 600 series Série GT series	1	70/4172-204	E178.810.150.019 E258.514.270.020	140x250 9.5-12mm
Farmer séries 200, 300 series Favorit série 600 series Série GT series	2	70/4172-111	G291.500.270.030 G198.810.151.010	180x370 14-20mm
Farmer série 300 series Favorit séries 500, 700, 800, 900 series Xylon 520, 522, 524	3	70/4172-205		220x310 16-18mm
Farmer séries 300, 400 series Favorit séries 500, 700, 800, 900 series F370GT, F380GT Xylon 520, 522, 524	4	70/4172-206	G816.810.150.031	230x316 22mm



Tracteurs Tractors	Fig.	Réf. Ref.	Remarque Observation
Farmer séries 200, 300 series Série GT series	1	70/4174-5	250mm 14mm
Farmer série 300 series Favorit série 500 series	2	70/4174-6	788-1055mm 22mm
Farmer série 300 series	3	70/4174-7 Gauche / LH	475-730mm 22mm
		70/4174-8 Droit / RH	

Les références des pièces sont indicatives.  
Nos pièces ne sont pas d'origine

Part numbers are quoted for reference purposes only.  
Our parts and accessories are not original.





**VERINS A GAZ  
GAS STRUTS**



Tracteurs Tractors	Pare-Brise Windscreen	Porte Door	Toit Roof	Vitre arrière Rear window
Farmer Série 100 series	<b>22/874-18</b> (F182.800.202.060) Pare-brise arrêtes vives <i>Squared windscreen</i> 500mm	<b>22/872-55</b> (F258.514.210.020)	<b>22/871-33</b> (X800.420.446.000)	
	<b>22/874-19</b> (F182.800.200.210) Pare-brise arrondi <i>Round windscreen</i> 430mm			
Farmer 200V, 203P, 204P, 204V				<b>22/870-70</b> (F166.810.040.010)
Farmer 240, 250, 260, 270, 275, 280 S/P/V	<b>22/870-68</b> (H205.810.040.030) 500mm	<b>22/872-55</b> (F258.514.210.020)	<b>22/871-33</b> (X800.420.446.000)	<b>22/870-71</b> (H205.810.050.100)
	<b>22/872-55</b> (F258.514.210.020) Avec chargeur frontal <i>With front loader</i> 278mm			
Farmer série 300 series Favorit série 600 series	<b>22/870-21</b> (X800.420.490.000)	<b>22/872-16</b> (X800.420.414.000) 500mm		<b>22/870-21</b> (X800.420.490.000)
		<b>22/872-57</b> (X800.420.491.000) 490mm		
Favorit séries 500, 700, 800, 900 series	<b>22/870-69</b> (X800.420.489.000)	<b>22/872-49</b> (H816.810.030.500)	<b>22/871-30</b> (H816.810.020.100)	<b>22/870-68</b> (H205.810.040.030)
F255GT, F275GT	<b>22/874-15</b> (X800.420.422.000)			
F345GT, F350GT, F360GT, F365GT, F370GT, F380GT, F390GT, F395GT	<b>22/870-21</b> (X800.420.490.000)	<b>22/872-57</b> (X800.420.491.000)	<b>22/871-33</b> (X800.420.446.000)	<b>22/870-21</b> (X800.420.490.000)
Xylon 520, 522, 524			<b>22/871-30</b> (H816.810.020.100)	<b>22/870-68</b> (H205.810.040.030)

**VERINS DE CAPOT  
BONNET GAS STRUTS**

Tracteurs Tractors	Réf. Ref.	OEM
Farmer série 300 Series	<b>22/876-23</b>	G186.502.900.020
Favorit séries 700, 900 Series	<b>22/876-4</b>	H716.501.021.200



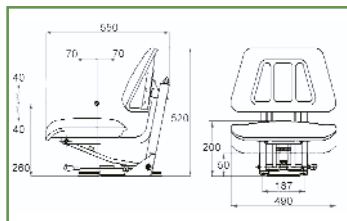
Les références des pièces sont indicatives.  
Nos pièces ne sont pas d'origine

Part numbers are quoted for reference purposes only.  
Our parts and accessories are not original.



## SIEGES SEATS

**61/830-870**



- Sellerie synthétique noire
- Suspension / course 80 mm
- Glissières(150 mm)
- Réglage poids(60 >120 Kgs)
- Base plane
- Fixations pour ceinture de sécurité
  
- *Synthetic black leather*
- *80 mm suspension travel*
- *Slide rails adjustment(150 mm)*
- *Weight adjustment(60 > 120 Kgs)*
- *Flat mounting plate*
- *Seat belt fixation points*













Pour les sièges voir aussi notre catalogue au fascicule 1 / For seats see also our catalogue part 1

## HOUSES / SEAT COVERS

Réf. Ref.	Description	Fig.
22/831-36	Assise / Seat Grammer DS50	1
22/831-37	Housse d'assise / Seat cover Grammer DS85, DS90	2
22/831-38	Housse de dossier / Back rest cover Grammer DS85, DS90	



## PROFILES D'ETANCHEITE POUR GLACES DE CABINE GLAZING RUBBER AND DRAFT EXCLUDERS

Réf. Ref.	Profils(Caoutchouc noir) Sections(Black rubber)						Profils d'étanchéité(Noir) Sections(Black)			
										
	70/4110-9 (A)	70/4110-10 (B)	70/4110-11 (C)	70/4111-4	70/4110-12	70/4110-13	70/4112-2	70/4112-3	70/4112-4	70/4112-5
Dim. glace Glass size	6,0mm	4,7mm	4,7mm	Lacet pour Filler strip for A, B, C	5,0mm	4,0mm	6,0mm	2,0-5,0mm	5,0mm	5,5mm
Paroi Panel	1,2-1,6mm	1,2-1,6mm	2,6-3,2mm		2,0mm	2,0mm				

Les références des pièces sont indicatives.  
Nos pièces ne sont pas d'origine

Part numbers are quoted for reference purposes only.  
Our parts and accessories are not original.

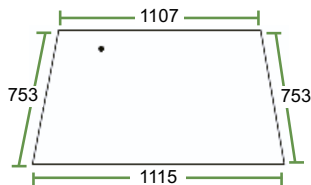


**VITRERIE DE CABINE**  
**CAB GLASS**

Série 300 *series*  
303, 304, 305, 306, 307,  
308, 309, 310, 311,312 LS/LSA

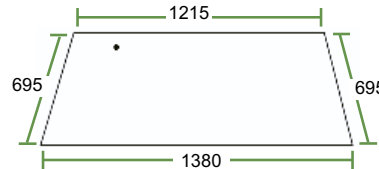
Vitres claires / *Plain glass*

Pare-brise / *Windscreen*




**22/4000-55**  
(178.810.110.010)

Arrière supérieure / *Upper rear*



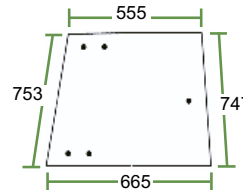
**22/4072-43**  
(178.810.050.410)

Arrière inférieure / *Lower rear*



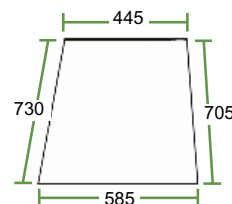
**22/4073-26**  
(178.810.050.340)

Latérale / *Side*



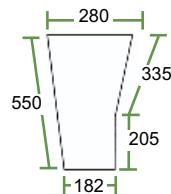
**22/4021-3**  
(178.810.110.050)

Porte supérieure / *Upper door*



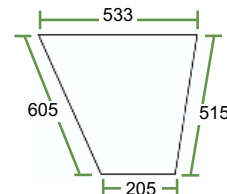
**22/4022-30**  
(178.810.110.030)

Avant / *Front*



**22/4012-16A**  
(178.810.110.020)

Porte inférieure / *Lower door*



**22/4047-36**  
(178.810.110.040)

Les références des pièces sont indicatives.  
Nos pièces ne sont pas d'origine

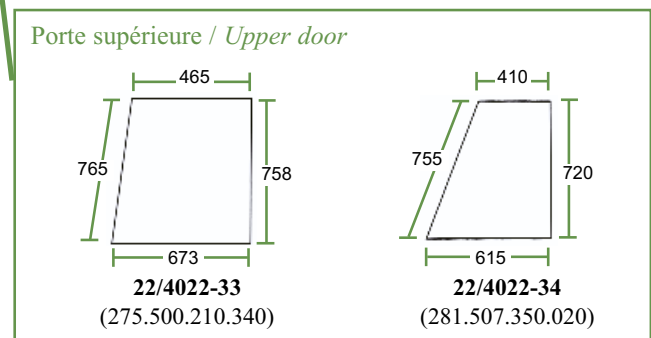
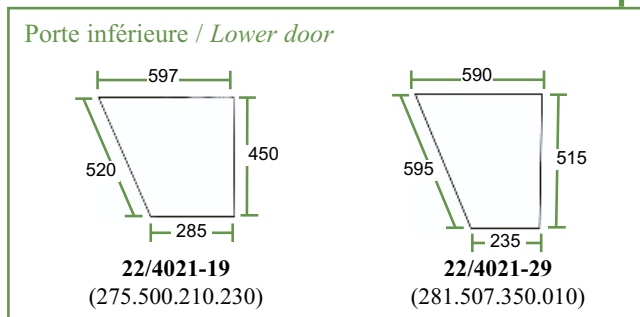
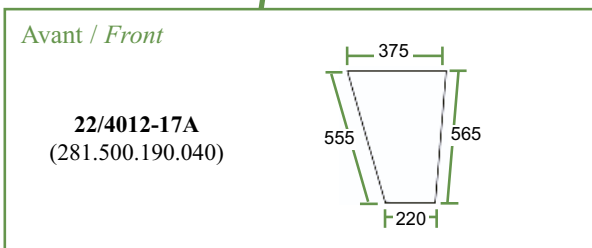
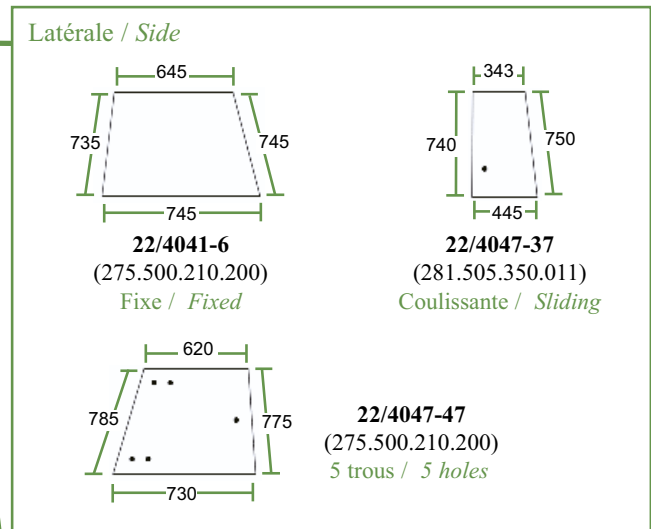
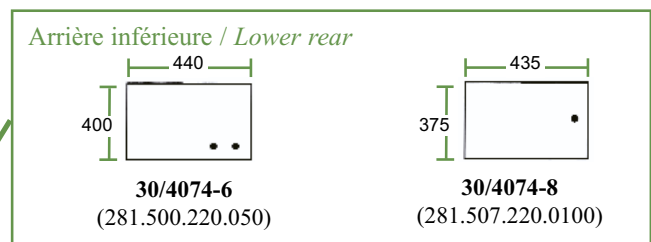
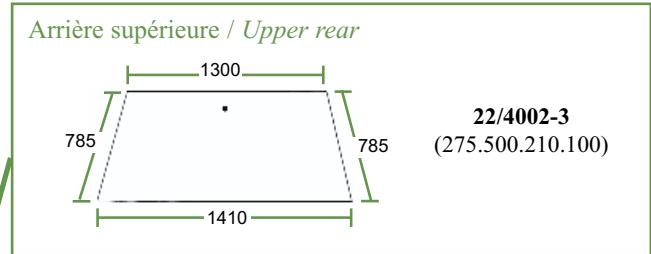
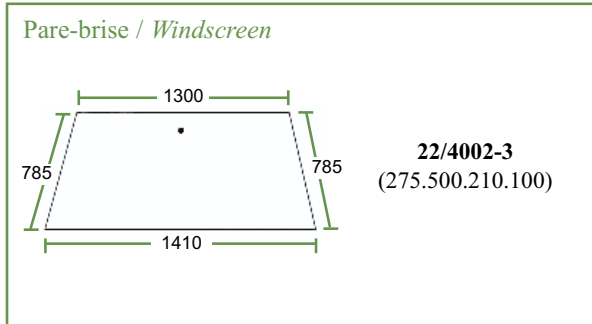
Part numbers are quoted for reference purposes only.  
Our parts and accessories are not original.



**VITRERIE DE CABINE  
CAB GLASS**

Série 600 series  
610, 611, 612, 614, 615

Vitres claires / Plain glass



Les références des pièces sont indicatives.  
Nos pièces ne sont pas d'origine

Part numbers are quoted for reference purposes only.  
Our parts and accessories are not original.



**REFERENCES INTERCHANGEABLES  
CROSS REFERENCES**

OEM OEM	Réf. Ref.	Page Page	OEM OEM	Réf. Ref.	Page Page	OEM OEM	Réf. Ref.	Page Page	OEM OEM	Réf. Ref.	Page Page
117103070050	22/420-52	65	199204050150	22/141-140	27	E198810030019	70/4170-106	107	F100002910183	22/70-172	21
119102070050	22/420-51	65	199870031120	22/761-58	102	E198810030039	70/4170-37	107	F100003362379	22/02/1996	9
135110150170	22/404-17	62	199870040031	22/743-21	102	E205100100010	22/200-707	54	F100003362380	22/2-96A	9
135872040030	22/743-16	102	205100200500	22/317-30	61	E207100100010	22/200-708	54,56	F100003362381	22/2-96B	9
135872040040	22/744-16	102	238108220300	22/316-42	61	E207100100020	22/200-709	54,56	F100003362573	22/75-170	21
138105031110	22/404-22	63	238200050030	22/141-49	26	E231103100010	22/200-703	53	F100003362574	22/75-171	21
138105220250	22/316-44	61	238200050040	22/141-45	26	E258514270020	70/4172-204	113	F100003367789	22/56-74	18
138110150171	22/404-17	62	238200051010	22/153-115	26	E281505210017	70/4170-37	107	F100003369305	22/45-74	18
138304020010	22/486-69	88	238200051020	22/141-41	26	E281505210028	70/4170-38	107	F100003371612	22/28-90	11
138304021050	22/441-47	68	238200051030	22/142-41	26	E285100103050	22/200-716	55	F100003371692	22/74-74	18,20
138304021060	22/440-54	68	246100150220	22/403-12	62	E291500210019	70/4170-106	107	F100003371885	22/54-74	18
138304021070	22/441-48	68	246105070010	22/420-50	65	E312100101010	22/200-711	54,55	F100004151904	22/6302-41	18
138870030651	22/767-7	102	258514210290	70/4170-101	107	E380100100030	22/200-720	56	F100004152185	22/34-223	14
139103070090	22/404-21	63	258514210530	70/4170-100	107	E382100100010	22/200-717	55	F100004152901	22/117-184	24
139300020020	22/477-54	70	275500200140	70/4114-18	107	E384100100020	22/200-717	55	F100004154891	22/31-222	14
139300030010	22/479-42	70	275500210100	22/4002-3	117	E384102100010	22/200-717	55	F100004156566	22/34-224	14
150204050040	22/153-145	26	275500210200	22/4041-6	117	E385100100011	22/200-717	55	F100004156586	22/35-223	14
155102420010	22/221-706	53,54,56	275500210230	22/4021-19	117	E385103100020	22/200-717	55	F100004156941	22/6306-74	18
155950010090	22/141-136	27	275500210340	22/4022-33	117	E395100100010	22/200-550	54,56	F100004157010	22/90-64	19
158114070011	22/420-52	65	281100100210	22/226-20	59	F015100070091	22/404-13	62	F100004157075	22/26-90	11
162202051010	22/141-46	26	281200050080	22/153-150	26	F015100071101	22/404-14	62	F100004157234	22/74-74	18,20
165300060040	22/476-19	72	281200050090	22/141-48	26	F015100100020	22/231-701	53	F100004157676	22/90-65	19
165300060080	22/479-51	70	281200050100	22/141-44	26	F015100100030	22/231-718	55	F100004157748	22/31-223	14
165300060220	22/477-55	70	281200050140	22/141-40	27	F015100100230	22/200-701	53	F100004157756	22/35-221	14
165300060251	22/479-49	70	281300010100	22/486-71	88	F015200060160	60/111-64	34	F112200710630	22/117-181	24
165300060260	22/477-56	70	281500190040	22/4012-17A	117	F015200060180	60/111-32	34,35,39	F117200090010	60/161-154	36,39
165300060210	22/476-18	71	281500220050	22/4074-6	117	F016100100030	22/221-700	53	F117200090020	60/162-154	36,39
165300062031	22/479-50	70	281505350011	22/4047-37	117	F016100100031	22/221-718	55	F119200060010	60/111-56	34-40
166100420011	22/221-708	54	281507220011	22/4074-8	117	F020100100021	22/200-700	53	F119200310190	22/296-8	11
178100200010	22/316-30	61	281507350010	22/4021-29	117	F020200110011	22/186-31	49	F120100100010	22/221-700	53
178100220510	22/316-43	61	281507350020	22/4022-34	117	F022200210140+			F120100100021	22/200-718	55
178100220520	22/316-24	61	281507350030	22/4047-47	117	X548891266000	22/85-14	21	F120203210110	22/35-212	13
178100220540	22/317-42	61	281870030050	22/761-60	102	F024200410320	22/46-47	17	F120203310050	22/32-211	13
178100420010	22/221-715	55	284200050080	22/153-150	26	F024200410390	22/34-211	13	F120203310170	60/97-4	34
178100420011	22/221-715	55	285100103010	22/221-723	55	F024200410400	22/34-211	13	F131100100010	22/200-702	53
178100421010	22/221-710	54,56	291870040010	22/743-17	102	F024900020051	22/953-81	46	F131100100020	22/221-702	53
178200050011	22/153-116	26	291870040100	22/744-17	102	F027100070402	22/404-20	63	F135112150020	22/408-3	62,63
178200050050	22/141-42	26	312200010020	22/141-142	27	F025100100180	22/221-701	53	F135200050020	22/151-32	32
178200050070	22/142-42	26	312200050070	22/154-144	26	F025100190140	22/58-20	52	F135201090020	60/161-84	35
1783000601120	22/486-73	88	345100100020	22/231-550	53-56	F027100100050	22/212-704	53	F135201310030	22/34-211	13
178300060161	22/486-72	88	360303060070	22/477-57	70	F028100100050	22/212-704	53	F135203092010	60/161-45	36,39
178300060010	22/477-59	70	360303060080	22/477-58	70	F040100100281	22/212-712	54	F13590206001	62/930-32	105
178300060090	22/476-21	74	385200050020	22/153-119	26	F100001007910	22/75-172	21	F135902060101	62/930-177	105
178810050340	22/4073-26	116	385202050030	22/141-137	26	F100001160024	60/97-37	36,39,40	F138151100030	22/212-706	53,54,56
178810050410	22/4072-43	116	385202050040	22/141-138	26	F100001160243	60/111-56	34,40	F138153420010	22/221-705	53
178810110010	22/4000-55	116	385202050050	22/141-135	27	F100001161134	22/60-38	22	F138204060020	60/111-39	35,36
178810110020	22/4012-16A	116	385202050060	22/141-151	26	F100001168817(x2)	22/46-74	18	F138208052010	22/151-30	32
178810110030	22/4022-30	116	385202050070	22/153-147	26	F100001173481	60/97-37	36,39,40	F13821210040	22/73-103	20
178810110040	22/4047-36	116	385300010070	22/486-68	88	F100001174418	60/97-37	36,39,40	F13821210060	22/73-103	20
178810110050	22/4021-3	116	385300020860	22/440-50	68	F100001216293	22/85-15	21	F138312020100	22/6405-44	74
180300010080	22/486-70	88	385400070100	22/510-10	93	F100001216500	22/90-64	19	F138314020311	22/6462-21	73
180870030300	22/761-59	102	479940050100	69/565-37	96	F100002131081	22/15-24	11	F138314020360	22/6405-43	74
182111200130	22/317-30	61	515200050040	22/153-146	26	F100002137301	22/42-74	18	F138314020370	22/6405-42	74,78
186200050160	22/154-116	26	622607310069	22/130-223	25	F100002137302	22/47-74	18	F138314020381	22/6403-85	74,89
186810252010	22/141-143	27	622607310069	22/130-224	25	F100002137306	22/48-74	18	F138314020400	22/6405-41	74
190300020080	22/486-70	88	622807310095	22/130-225	25	F100002137750	22/3-90	11	F138314020450	22/6450-38	73
192200901010	22/141-161	27	622807310155	22/130-226	25	F100002137754	22/3-90A	11	F138314020460	22/6452-25	73,78
192204900010	22/141-141	27	716200050010	22/153-149	26	F100002137758	22/3-90B	11	F138314020470	22/6452-27	73,78
198104070260	22/141-149	27	716200050020	22/154-143	26	F100002137762	22/3-90C	11	F138314020480	22/6452-26	73,78
198104072012	22/420-51	65	716200050060	22/141-148	27	F100002230170	22/4-90	9	F138314020490	22/6453-76	73
198200050040	22/153-117	26	716400070100	22/510-10	93	F100002230172	22/4-91A	9	F138314020530	22/6417-6	73,75
198200901060	22/141-139	27	716870040110	22/744-17	102	F100002230173	22/4-91B	9	F138314020672	22/6407-41	73
198201050030	22/142-135	26	816200050021	22/153-144	26	F100002230181	22/4-90	9	F139100100013	22/200-704	53
198201050040	22/153-118	26	816200050030	22/154-141	26	F100002230182	22/4-90A	9	F139100100014	22/200-704	53
198201050050	22/141-43	26	816810030700	70/4170-136	107	F100002230183	22/4-90B	9	F1391003070085	22/404-15	62
198201050060	22/141-147	27	816870040010	22/743-22	102	F100002232528	22/41-74	18	F139103100010	22/221-704	53
198201050150	22/154-117	26	818200190021	22/163-136	40	F100002232840	22/6303-74	18	F139200310140	22/28-92	10
198810904010	60/4200-20	42	818200190110	22/163-135	40	F100002235175	22/144-306	30-31	F139200610110	22/130-191	25
198810904101	60/4200-20	42	822100150101	22/440-52	68	F100002235531	22/144-306	30-31	F139207160040	22/58-21	52
199100150270	22/440-53	68	916200050030	22/154-142	26	F100002236960	22/42-74	18	F139207210030	22/73-100	20
199201050010	22/142-136	26	916201190111	22/163-135	40	F100002237221	22/43-74	18	F139207210031	22/73-100	20
199201050020	22/141-146	26	916201190120	22/163-136	40	F100002237221 (x2)	22/46-74	18	F139207210060	22/75-168	19-20
199204010030	22/141-145	27	E178100150019	22/417-34	64	F100002237661	22/6304-74	18	F139207210070(x3)		
199204010040	22/66-18	33	E178810150019	70/4172-204	113	F100002237665	22/6305-74	18	+F139207210080	22/2-90	7
199204050090	22/153-148	26	E198100100010	22/200-710	54	F100002239765	22/40-42	18	F139207210070(x4)		
199204050100	22/154-145	26	E198100100020	22/200-711							



**REFERENCES INTERCHANGEABLES  
CROSS REFERENCES**

OEM OEM	Réf. Ref.	Page Page	OEM OEM	Réf. Ref.	Page Page	OEM OEM	Réf. Ref.	Page Page	OEM OEM	Réf. Ref.	Page Page
F139207210070(x6)			F150403090040	22/495-215	91	F178810130040	60/162-53	38	F186200090010	60/161-35	37,39
+F139207210080	22/2-92	7	F150403090050	22/495-208	91	F178810140020	60/4200-21	42	F186880020010	22/6703-2	67
F139207210080			F155940010010	69/567-114	98	F178860060020	60/240-36	35-37,39	F186880020040	22/6703-1	67
+F139207210070(x3)	22/2-90	7	F155940010020	69/568-114	98	F178940010020	69/568-37	98	F192101070030	22/403-16	62
F139207210080			F158100070010	22/411-50	66	F178950010050	60/574-23	35-37,39	F192101070040	22/403-17	62
+F139207210070(x4)	22/2-91	7	F158100150050	22/408-7	62	F180100050290	60/240-34	37	F192101070050	22/413-55	66
F139207210080			F158100150120	22/414-52	66	F180100150281	22/403-23	62	F192101070060	22/413-54	66
+F139207210070(x6)	22/2-92	7	F158200310010	22/32-214	13	F180100150602	22/6470-126	95	F192101070070	22/414-54	66
F139207210180	22/45-47	17	F158200310020	22/34-213	13	F180200090040	60/160-3	40	F198104070070	22/411-24	66
F139207210230	22/41-47	17	F158200310020	22/34-217	13	F180200160010	22/177-59	52	F198104070080	22/414-23	66
F139207210310(x3)			F165100100020	22/200-713	54	F180200210040	22/75-175	20	F198104072010	22/412-7	65
+F139207210350	22/2-90A	7	F165100100031	22/221-713	54	F180200210110	22/35-211	13	F198104072011	22/412-7	65
F139207210310(x4)			F165100100033	22/221-713	54	F180200310110	22/90-62	19	F198200090010	60/161-35	37,39
+F139207210350	22/2-91A	7	F165100100050	22/212-713	54	F180201060030	60/111-16	36-39	F198300020271	22/440-51	68
F139207210310(x6)			F165900020010	22/189-67	43	F180300021120	22/6425-45	84	F198300020310	22/642-45	77
+F139207210350	22/2-92A	7	F166810040010	22/870-70	114	F180300021270	22/6450-51	84	F198300020320	22/6407-56	79
F139207210320(x3)			F168100420010	22/221-708	54,56	F180300021280	22/6453-74	84	F198300020390	22/6452-54	79
+F139207210360	22/2-90B	7	F168300100010	22/495-261	92	F180300021281	22/6453-72	84	F198300020420	22/6453-54	79
F139207210320(x4)			F168300100020	22/495-262	92	F180300021284	22/6453-66	84	F198300020421	22/6453-56	79
+F139207210360	22/2-91B	7	F168302020240	22/6412-10	77	F180300021285	22/6453-64	84	F198300020422	22/6453-57	79
F139207210320(x6)			F168302020270	22/6412-8	77,81	F180300021286	22/6453-63	84	F198300020424	22/6453-58	79
+F139207210360	22/2-92B	7	F168302020320	22/6451-79	76	F181100100010	22/221-715	55	F198300020425	22/6453-59	79
F139207210330(x3)			F168302020380	22/6410-40	76	F181100100011	22/221-714	54,55	F198300020426	22/6453-53	79
+F139207210370	22/2-90C	7	F168302020480	22/6404-9	77	F181100100012	22/221-714	54,55	F198300020427	22/6453-55	79
F139207210330(x4)			F168302020490	22/6403-94	77,89	F181100100060	22/200-715	55	F198300020440	22/6450-50	79
+F139207210370	22/2-91C	7	F168302020500	22/6405-62	77	F181100101010	22/221-714	54,55	F198300020450	22/6462-41	76,79,80
F139207210330(x6)			F168302020510	22/6405-61	77	F181100101060	22/200-715	55	F198300020460	22/6407-55	79
+F139207210370	22/2-92C	7	F168303100030	22/495-163	92	F181200600030	60/111-56	34-40	F198300020481	22/6451-51	73,78,79
F139207210350			F168303100040	22/495-164	92	F181200091040	60/161-58	35,37	F198300020500	22/6407-80	80
+F139207210310(x3)	22/2-90A	7				F181900010020	62/919-15	104	F198300020530	22/6410-38	79,80,81
F139207210350			F170200210030(x2)			F182100150180	22/403-22	62	F198300100030	22/497-195	92
+F139207210310(x4)	22/2-91A	7	+F385200210030(x2)	22/37-10	16	F182200090010	60/161-35	37,39	F198300100070	22/2310-1	92
F139207210350			F174300020100	22/6405-47	75	F182800200210	22/874-19	114	F1983003020120	22/6453-77	80
+F139207210310(x6)	22/2-92A	7	F174300020120	22/6405-48	75	F182800202060	22/874-18	114	F1983003020121	22/6453-78	80
F139207210360			F174300020130	22/6400-15	73	F182900020030	22/958-60	47	F1983003020122	22/6453-79	80
+F139207210320(x3)	22/2-90B	7	F174300020140	22/6400-16	73	F182900020040	22/180-22	49	F1983003020123	22/6453-80	80
F139207210360			F174300020180	22/6451-59	75	F183100100020	22/221-716	55	F1983003020125	22/6453-81	80
+F139207210320(x4)	22/2-91B	7	F178100070120	22/411-51	66	F183200210052	22/73-101	20	F1983003020127	22/6453-82	80
F139207210360			F178100100010	22/227-14	59	F183200210070	22/43-48	17	F1983003020129	22/6453-83	80
+F139207210320(x6)	22/2-92B	7	F178100100030	22/229-12	59	F183200210080	22/42-48	17	F1983003020130	22/6450-52	80
F139207210370			F178100100040	22/200-710	54	F183200210140	22/35-213	13	F198304100030	22/2310-1	92
+F139207210330(x3)	22/2-90C	7	F178100100140	22/229-11	59	F183200310010	22/32-213	13	F198304100040	22/495-159	92
F139207210370			F178100101010	22/200-710	54	F183200310030	22/34-213	13	F198304100050	22/495-158	92
+F139207210330(x4)	22/2-91C	7	F178100101020	22/200-710	54	F183200310030	22/34-217	13	F198810140010	60/4200-22	42
F139207210370			F178100150070	22/419-47	64	F183200310040	22/34-213	13	F199200050020	22/141-144	26
+F139207210330(x6)	22/2-92C	7	F178100150090	22/420-47	64	F184100220071	22/6470-141	95	F199200210020	22/11-90	7-8
F139207210490	22/43-47	17	F178100150090	22/420-49	64	F184108100070	22/6470-149	95	F199200210040	22/42-53	17
F139207210500	22/46-47	17	F178100150100	22/420-47	64	F184108150140	22/413-58	66	F199200210050	22/43-53	17
F139207210520	22/42-47	17	F178100150100	22/420-49	64	F184108150280	22/408-8	62	F199200710030	22/117-180	24
F139207310421	22/26-92	10	F178100420010	22/221-715	55	F184200090010	60/161-35	37,39	F199201310030	22/32-219	14
F139207310510	60/96-22	35,39	F178100420020	22/221-710	54,56	F184200090040	60/162-20	37,39	F199204310010	22/32-220	14
F139207310511	60/96-22	35,39	F178101070060	22/413-53	66	F184230090050	60/161-31	37,38	F199204310020	22/34-213	13
F139207310570	22/3-92	10	F178101070070	22/413-52	66	F184230090071	22/66-22	33	F199300020080	22/6407-88	76,77,
F139207310680	22/3-92A	10	F178101070080	22/414-53	66	F184230090100	60/162-31	37,38			80,81,95
F139207310690	22/3-92B	10	F178101070130	22/408-4	62	F184230210111	22/73-174	20	F199300020180	22/6462-43	80,82,83
F139207310700	22/3-92C	10	F178107070130	22/411-29	66	F184230310080	22/90-63	19	F199300020190	22/6407-81	80
F139215310010	60/97-11	35,36,39	F178200010010	22/75-174	20	F184230710162	22/117-83	24	F199300020200	22/6452-56	80
F139900060011	62/930-28	105	F178200050010	22/141-50	26	F184300020080	22/440-46	68	F199300020261	22/6407-54	76,79,80
F140100030030	22/404-16	63	F178200090010	60/161-19	36,39,40	F184300020341	22/6462-42	84	F199300020270	22/6404-6	81
F140103100013	22/200-712	54	F178200090020	60/162-19	36,39,41	F184300020380	22/6417-8	84	F199300020280	22/6403-91	81,89
F140112100020	22/221-712	54	F178200310020	22/296-9	11	F184300020390	22/6453-60	84	F199300020290	22/6405-56	81
F140900020080	22/181-54	43	F178302020210	22/6462-22	78	F184300020391	22/6453-61	84	F199300020300	22/6405-55	81
F140901020020	63/1956-2	43	F178302020300	22/6450-41	78	F184300020392	22/6453-62	84	F205100100010	22/212-706	53,54,56
F140901020030	63/1955-410	43	F178302020312	22/6453-42	78	F184300020400	22/6403-87	85,89	F205200091010	60/162-18	36,39,40
F148200210010	22/4-91	9	F178302020313	22/6453-43	78	F184300020410	22/6405-51	85	F205200210010	22/43-74	18
F148200210030	22/13-90	9	F178302020315	22/6453-44	78	F184300020420	22/6405-50	85	F205550050180	82/9202-500	111
F148200210090	22/11-91	9	F178302020317	22/6453-45	78	F184300020430	22/6405-49	85	F205550060100	82/9202-406	111
F148200310030	22/3-90	11	F178302020318	22/6453-46	78	F184300020490	22/6453-75	84	F206200210020	22/70-171	21
F149200210050	22/70-173	21	F178302020319	22/6453-47	78	F184300020491	22/6453-73	84	F206200510010	22/90-64	19
F149200510020	22/90-65	19	F178302020320	22/6453-48	78	F184300020492	22/6453-71	84	F207200310010	22/34-222	14
F150103030042	22/403-21	63	F178302020321	22/6453-49	78	F184300020493	22/6453-69	84	F207200510010	22/90-65	19

**REFERENCES INTERCHANGEABLES  
CROSS REFERENCES**

OEM OEM	Réf. Ref.	Page Page	OEM OEM	Réf. Ref.	Page Page	OEM OEM	Réf. Ref.	Page Page	OEM OEM	Réf. Ref.	Page Page
F230200161020	22/177-58	52	F281202210040	22/73-102	20	F312880032051	60/161-219	37	F385940010010	69/567-73	98
F230200161040	22/58-20	52	F281202310012	22/32-216	13	F321215310110	60/96-20	35	F385941010010	69/568-76	98
F231101030010	22/424-48	64	F281202310021	22/34-215	13	F345100100010	22/229-10	59	F385941010020	69/562-76	98
F231101030030	22/417-48	64	F281202310040	22/34-215	13	F345200090010	60/162-18	36,39,40	F390200210030	22/70-174	21
F231101070031	22/403-19	62	F281202310050	22/34-215	13	F360101071030	22/408-5	62	F390200210130	22/73-170	18-21
F231101070041	22/403-19	62	F281301020050	22/6450-42	71	F360101071040	22/408-6	62	F395031040000	82/9202-420	111
F231101070081	22/404-13	62	F281301020080	22/6425-50	71	F365101071010	22/411-53	66	F395100100010	22/212-550	54,56
F231101070091	22/404-14	62	F281301020090	22/6452-51	71	F380132070010	22/414-56	66	F395200001010	22/144-333	31
F231103100010	22/200-703	53	F281303022090	22/6404-5	85	F380303020380	22/6409-8	77,81	F395200210080	22/70-175	21
F231103100020	22/221-703	53	F281303022100	22/6403-88	85,89	F380303020560	22/6452-57	76,82,83	F395200710160	22/117-173	24
F231103100021	22/221-703	53	F281303022110	22/6403-89	85,89	F380306020050	22/6470-138	95	F395300210200	22/6407-85	83
F231201310012	22/32-210	13	F281303022120	22/6405-54	85	F380306100010	22/497-165	92	F395301021030	22/6407-84	83
F231201310110	60/96-20	35	F281303022130	22/6405-52	85	F380308020050	22/6452-60	76	F395301021040	22/6450-54	83
F231202310010	22/32-211	13	F281303022140	22/6405-53	85	F380308020060	22/6407-97	76	F395550050090	82/9202-504	111
F231204710200	22/117-79	24	F281400090051	22/510-10	93	F380308020070	22/6453-91	76	F395550050160	82/9202-504	111
F238200160010	22/177-61	52	F281500380330	82/9202-419	111	F380308020071	22/6453-92	76	F395900020010	22/1919-85	44
F238200210030	22/43-47	17	F283101150070	22/6470-122	95	F380308020073	22/6453-93	76	F395940010010	69/567-36	98
F238200210040	22/42-47	17	F283101150080	22/6470-123	95	F380308020074	22/6453-94	76	F395940010030	69/568-116	98
F238200210060	22/74-168	19	F284100070130	22/412-20	65	F380308020080	22/6453-95	76	F395940010040	69/562-116	98
F238200210061	22/74-168	19	F284100070131	22/412-8	65	F380308020082	22/6453-96	76	F4112101060080	22/105-23	22
F238200210070	22/6306-2	17	F284100070140	22/414-57	66	F380308020084	22/6453-97	76	F411201510010	60/97-41	37
F238202310010	60/97-35	35-38,40	F284100070160	22/6701-1	65	F380308020090	22/6450-57	76	F510300020410	22/6451-75	82
F238900020041	63/1995-80	51	F284100080130	22/412-8	65	F380309021020	22/6450-55	82	F510300020430	22/6452-59	82
F238900020042	63/1995-80	51	F284201011010	22/45-57	17	F380940050020	69/568-36	98	F510300020440	22/6407-86	82
F238900020130	22/60-35	22	F284201011020	22/45-56	17	F382103150010	22/403-10	62	F510300020450	22/6410-38	79,80,81
F250100100020	22/221-705	53	F284201310040	60/97-39	37-40	F382103150030	22/403-11	63	F511201610010	22/131-29	25
F250882020130	22/6704-1	67	F284230310080	22/90-63	19	F382200310011	22/130-225	25	F514100100450	22/227-19	59
F255901020030	22/1912-144	45	F284950030020	60/574-27	37	F382200610010	22/130-225	25	F514100150010	22/420-47	64
F255901020040	22/1912-143	45	F285100100005	22/200-716	55	F382200610020	22/130-226	25	F514100150010	22/420-49	64
F258312020070	22/6403-86	74,75,89	F285100100010	22/200-716	55	F383200310030	22/32-217	13	F514300020070	22/6462-44	81
F258312020080	22/6405-46	74,75	F285100103010	22/221-723	55	F384200210020	22/41-49	17	F514300020110	22/6407-87	82
F258312020090	22/6405-45	74	F285100103050	22/200-716	55	F384200210030	22/41-50	17	F514300020120	22/6453-84	82,83
F258312020110	22/6404-4	74,75	F285100150230	22/440-49	68	F384200210090	22/42-55	17	F514300020130	22/6453-85	82,83
F258514210020	22/872-55	114	F285102050010	60/240-35	37,36	F385100070020	22/6700-1	65	F514300020140	22/6453-86	82,83
F258908020040	22/953-82	46	F285200210070(x4)	22/2-93	7-8	F385100070030	22/412-19	65	F514300020150	22/6453-87	82,83
F268102100010	22/200-705	53	+F385200210190(x2)	22/2-93	7-8	F385100100010	22/227-20	59	F514300020160	22/6453-88	82,83
F268102100011	22/200-705	53	F285200210070(x5)	22/2-94	7-8	F385103070010	22/412-6	65	F514300020170	22/6453-89	82,83
F268200310020	22/34-211	13	+F385200210190(x2)	22/2-94	7-8	F385200210030(x2)	+F170200210030(x2)	22/37-10	F514300020180	22/6453-90	82,83
F268302020040	22/6452-49	71	F285200210070(x7)	22/2-95	7-8	+F170200210030(x2)	22/37-10	16	F514300020200	22/6450-53	83
F268302020050	22/6425-48	71	+F385200210190(x2)	22/2-95	7-8	F385200210150	22/43-55	17	F514300020210	22/6451-74	83
F268302020080	22/6453-40	71	F285200210080(x4)	22/2-93A	7-8	F385200210170	22/74-176	20	F514300020230	22/6407-83	83
F268302020081	22/6453-41	71	+F385200210190(x2)	22/2-93A	7-8	F385200210171	22/74-176	20	F514300020260	22/6410-39	83
F268302020110	22/6450-39	71	F285200210080(x5)	22/2-94A	7-8	F385200210190(x2)	22/2-93	7-8	F514300020450	22/6407-82	82
F268302020120	22/6450-43	71	+F385200210190(x2)	22/2-94A	7-8	+F285200210070(x4)	22/2-93	7-8	F514300100010	22/495-248	92
F268302020731	22/6462-40	71	F285200210080(x7)	22/2-95A	7-8	F385200210190(x2)	22/2-95	7-8	F514300100020	22/495-249	92
F268302020740	22/6452-50	71	+F385200210190(x2)	22/2-95A	7-8	+F285200210070(x5)	22/2-94	7-8	F524100100010	22/227-18	59
F269101100010	22/221-722	53	F285200210090(x4)	22/2-93B	7-8	F385200210190(x2)	22/2-95	7-8	F524200040160	22/144-337	31
F275203010020	60/97-37	36,39,40	+F385200210190(x2)	22/2-93B	7-8	+F285200210070(x7)	22/2-95	7-8	F524900060010	62/930-166	105
F275500260150	22/956-15	46	F285200210090(x5)	22/2-94B	7-8	+F285200210190(x2)	22/2-94	7-8	F524900060010	62/930-196	105
F278110150020	22/417-33	64	+F385200210190(x2)	22/2-94B	7-8	+F285200210080(x4)	22/2-93A	7-8	F716200040020	22/144-67	30-31
F278201060040	60/111-3	34,35	F285200210090(x7)	22/2-95B	7-8	F385200210190(x2)	22/2-93A	7-8	F716200510020	60/97-42	38
F278201060040	60/111-5	34,35	+F385200210190(x2)	22/2-95B	7-8	+F285200210080(x5)	22/2-94A	7-8	F716200710010	22/100-87	23
F278201090040	60/161-61	35	F285200210100(x4)	22/2-93C	7-8	F385200210190(x2)	22/2-94A	7-8	F716200710040	22/117-204	24
F278201090030	22/60-37	22	+F385200210190(x2)	22/2-93C	7-8	+F285200210080(x7)	22/2-95A	7-8	F716201060070	60/111-101	37,38
F278201710060	22/117-182	24	F285200210100(x5)	22/2-94C	7-8	F385200210190(x2)	22/2-95A	7-8	F716201800060	22/60-33	22
F278201710370	22/100-76	23	+F385200210190(x2)	22/2-94C	7-8	+F285200210090(x4)	22/2-93B	7-8	F716201710370	22/117-205	24
F278203710030	22/117-81	24	F285200210100(x7)	22/2-95C	7-8	F385200210190(x2)	22/2-94B	7-8	F716300020720	22/6452-58	83
F279500260270	22/1991-1	109	+F385200210190(x2)	22/2-95C	7-8	+F285200210090(x5)	22/2-94B	7-8	F716900020040	22/1913-137	45
F280100100030	22/6470-137	95	F285200210160	22/41-48	17	F385200210190(x2)	22/2-94B	7-8	F716900060060	62/930-193	105
F280200090020	60/161-42	37,38	F285200210200	22/43-54	17	+F285200210090(x7)	22/2-95B	7-8	F716961020330	60/240-110	38,100
F280200090030	60/162-40	37,38	F285200210230	22/42-54	17	F385200210190(x2)	22/2-95B	7-8	F816200060010	60/111-16	36-39
F281100070020	22/6702-2	67	F285200310100	22/34-213	13	+F285200210100(x4)	22/2-93C	7-8	F816200060020	60/111-25	36-40
F281100070030	22/410-54	66	F285200310100	22/34-217	13	F385200210190(x2)	22/2-93C	7-8	F816200710060	60/111-25	36-40
F281100100010	22/231-550	53-56	F285200310130	22/28-93	10	+F285200210100(x5)	22/2-94C	7-8	F816300100010	22/495-166	92
F281100100040	22/226-20	59	F285200310140	22/3-93	10	F385200210100(x2)	22/2-94C	7-8	F816300100020	22/495-165	92
F281100101010	22/200-715	55	F285200310150	22/3-93A	10	+F285200210100(x7)	22/2-95C	7-8	F816300100050	22/2310-2	92
F281102150090	22/440-48	68	F285200310160	22/3-93B	10	F385200210240	22/35-213	13	F816300100060	22/497-166	92
F281104070010	22/410-42	66	F285200310170	22/3-93C	10	F385200210290	22/35-219	14	F816550050010	82/9202-505	111
F281200610010	22/130-223	25	F285200310231	22/32-217	13	F385200710080	22/117-185	24	F818550050010	82/9202-505	111
F281200610010	22/130-224	25	F291100220090	22/305-31	60	F385202090010	60/161-43	38	F822100070070	22/411-55	66
F281200610030	22/131-223	25	F291200090100	60/161-53	38	F385202210010	22/73-176	20	F822100100020	22/227-21	59
F281200610030	22/131-224	25	F291200090110	60/162-53	38	F385300100010	22/495-260	92	F824100050010	60/240-52	38
F281201210010	22/11-90	7-8	F311200310010	22/34-213	13	F385300100020	22/497-194	92	F824200050060	22/143-59	29
F281201710010	22/100-77	23	F312200610010	22/130-129	25	F385551020200	82/9202-119	110	F824200610010	22/130-220	25
F281202210020	22/35-215	13	F312200710030	22/117-174							

REFERENCES INTERCHANGEABLES  
CROSS REFERENCES

OEM OEM	Réf. Ref.	Page Page	OEM OEM	Réf. Ref.	Page Page	OEM OEM	Réf. Ref.	Page Page	OEM OEM	Réf. Ref.	Page Page
F824900060130	62/930-166	105	G246900020040	22/181-65	43	G816960020010	69/7600-90	99	H716550061100	82/9202-220	110
F824900060130	62/930-196	105	G258861030049	22/667-77	98	G816960021012	69/7600-90	99	H716810130010	60/4200-18	42
F916100490010	60/240-91	38	G278201050010	22/150-88	32	G822100070030	22/410-55	66	H716810170010	70/1987-5	112
F916100600010	60/240-89	38	G278202050010	22/150-88	32	G822100100041	22/226-21	59	H716860060210	60/240-90	37,38
F920200710030	22/100-73	23	G278940100019	69/565-34	96,97	G916901020010	22/181-60	44	H816300020100	22/6407-62	86
F920901010010	62/920-125	104	G278941100010	69/565-35	96	G916940100010	69/565-115	97	H816300020110	22/6407-63	86
F926200090010	60/161-53	38	G281550030020	82/9202-417	111	H117200090150	60/161-154	36,39	H816810020100	22/871-30	114
F926200090020	60/162-53	38	G281940010010	69/565-63	96,97	H117200090160	60/162-154	36,39	H816810030500	22/872-49	114
F926200610030	22/130-220	25	G281940100010	69/565-34	96,97	H117500200030	70/4114-20	107	H816810140070	60/4200-24	42
F926200710250	22/100-91	23	G284500060050	22/8142-193	101	H117500200040	70/4114-19	107	H816810170020	70/1987-36	112
F926200710330	22/100-91	23	G285940010010	69/565-80	97	H135206101010	22/165-13	33	H816970020010	22/186-29	49
F926205110010	60/96-50	38	G291500270030	70/4172-111	113	H135206101010	22/165-13	33	H816970020020	22/180-25	49
F926900060040	62/930-166	105	G294900110010	22/1931-39	44	H138110150053	22/403-15	62	H916201091050	60/161-223	38
F926900060040	62/930-196	105	G311200600010	60/111-25	36-40	H138204101022	22/165-19	33	H916201091060	60/162-223	38
F926900060041	62/930-166	105	G311200600050	60/111-25	36-40	H138870030071	22/761-57	102	H916810140070	60/4200-24	42
F926900060041	62/930-196	105	G311550020100	82/9202-118	110	H145200100040	22/165-14	33	H930550060100	82/9202-219	110
G001990010010	22/585-37	93	G312100070050	22/410-52	66	H165300062060	22/461-50	69	L816810210000	60/4200-24	42
G001990010980	22/585-36	93	G312100070060	22/6702-1	67	H165500060041	22/8141-192	101	X435510541100	22/441-40	68
G001990100010	60/240-110	38,100	G312100100020	22/226-17	59	H166100420010	22/221-708	54,56	X435511130000	22/441-41	68
G117100101100	22/228-16	59	G312550030010	82/9202-417	111	H178200101020	22/165-23	33	X435511730000	22/441-42	68
G117100200020	22/197-8	60	G312810130100	22/956-16	46	H178810130070	60/4200-23	42	X435611801000	22/441-43	68
G117551020110	82/9202-159	110	G312900020020	63/1884-33	50	H186126420010	22/221-710	54,56	X524608047000	22/441-44	68
G117862060260	60/240-38	37-40	G312900160010	63/1884-83	50	H186884020021	22/444-1	67	X524608647000	22/441-45	68
G117900020011	22/961-17	47	G312900220020	22/1920-11	45	H192104420010	22/221-710	54,56	X540413936000	22/6470-130	95
G138204060010	22/105-27	22	G312970090011	63/1884-82	50	H192104420020	22/221-710	54,56	X540418536000	22/6470-125	95
G138876030030	22/768-6	102	G345100100060	22/228-20	59	H192104420030	22/221-710	54,56	X540419601000	22/476-20	73
G139103070010	22/324-13	63	G345900011010	62/920-38IS	103	H198200100031	22/165-166	33	X548891266000		
G139103070020	22/324-15	63	G365101071100	22/410-53	66	H198903020010	22/180-27	49	+F022200210140	22/85-14	21
G144940012010	69/565-33	96,97	G380132070250	22/413-57	66	H199100150100	22/403-20	63	X548924444000	22/6452-55	84
G144940013010	69/565-34	96,97	G380900060010	62/930-31	105	H199100420010	22/221-711	54,55	X548957566000	22/6452-52	72
G144940013011	69/565-34	96,97	G380940010110	69/565-36	96,97	H199100420030	22/221-711	54,55	X548987466000	22/37-8	16
G150403101012	69/565-32	96	G385100100020	22/228-19	59	H199104100010	22/231-550	53-56	X549032201000	22/6452-53	79,80
G152109070110	22/410-50	66	G385100100030	22/231-717	55	H199104420010	22/221-711	54,55	X550062104000	22/6470-142	95
G155302120150	22/495-212	90,91	G385100100050	22/226-20	59	H199104420020	22/221-711	54,55	X550081503000	22/305-34	60
G155302120160	22/495-256	91	G385300020430	22/6403-82	89	H205100150010	22/403-18	63	X550081901000	22/6470-134	95
G155302120210	22/495-257	91	G385400070150	22/511-10	93	H205100420000	22/221-707	54	X550081902000	22/6407-51	72
G155940010010	69/565-114	96	G385880060020	22/6703-4	96	H205100420020	22/221-706	53,54,56	X550081902100	22/305-33	60
G158100150020	22/413-51	66	G385940010010	69/565-73	97	H205810040030	22/870-68	114	X550096500000	22/6407-65	88
G162202051010	22/150-87	32	G385940100010	69/565-100	97	H205810050100	22/870-71	114	X550096801000	22/6470-128	95
G178100100052	22/226-16	59	G385941010010	69/565-76	97	H207100420020	22/221-708	54,56	X550096901000	22/6407-60	86,87
G178100100060	22/228-24	59	G395100070100	22/410-31	66	H231103030020	22/420-48	64	X550108901000	22/6470-139	95
G178100100061	22/228-11	59	G395860100010	63/1884-86	50	H238208010010	22/107-24	23	X550108904000	22/6407-50	72
G178109070110	22/410-51	66	G395900020020	22/1918-85	44	H238209101020	22/165-21	33	X550108906000	22/6470-147	95
G178114070120	22/800-1	64	G395900020030	22/1918-86	44	H238500060010	22/8141-193	101	X550109003000	22/461-56	69
G178138350010	22/197-7	60	G395900020040	22/958-63	47	H275100030122	22/324-14	63	X550110410000	22/305-27	60
G178200060010	22/105-26	22	G395900070010	63/1971-1	52	H275100030132	22/324-16	63	X550110410000	22/461-54	69
G178810130010	22/1988-14	109	G395940010011	69/565-116	97	H275300060040	22/461-48	69	X550115901000	22/6470-136	95
G178810130020	22/1988-15	109	G395970100022	63/1884-13	50	H278201010020	22/107-25	23	X550126502000	22/6470-132	95
G178860030110	69/7611-1	99	G411201060070	22/105-24	22	H278870030020	22/761-56	102	X550126503000	22/6470-145	95
G178860060030	60/240-37	36,37,39	G411201060110	22/105-22	22	H285100103010	22/221-723	55	X550126505000	22/6470-131	95
G178940010010	69/565-37	96	G411201060120	22/105-21	22	H311200090100	60/161-161	36,37	X550127101000	22/6470-127	95
G178960021011	69/7600-21	99	G514100100041	22/226-19	59	H312000901100	60/162-161	36,37	X550128201000	22/6470-124	95
G178960022011	69/7600-21	99	G514100100050	22/6800-1	59	H312200090100	60/161-166	37,40	X550132902000	22/6470-150	95
G181500060030	22/8142-192	101	G514860060210	60/240-38	37-40	H312200090110	60/162-93	37,40	X550133204000	22/6470-144	95
G186207050010	22/150-148	32	G514900060100	62/930-56	105	H312900020010	22/180-24	49	X550138601000	22/6470-133	95
G186502900020	22/876-23	114	G514960100012	22/908-14	100	H312900020020	22/965-27	48	X550139701000	22/6407-61	86
G197104070150	22/413-56	66	G515900010100	62/920-126	104	H312900020041	22/965-26	48	X550140901000	22/305-29	60
G198100100030	22/226-16	59	G524100070050	22/413-56	66	H312970020020	22/186-32	49	X550145602000	22/6470-146	95
G198100350010	22/197-9	60	G524100100050	22/226-18	59	H345500200090	70/4114-21	107	X550145701000	22/6408-53	73,75
G198104070350	22/413-56	66	G524100100051	22/226-18	59	H384100420030	22/221-717	55	X550151501000	22/6407-66	90
G198201050020	22/151-31	32	G524200061020	22/105-25	22	H385103420010	22/221-717	55	X550159901000	22/6407-53	78
G198810151010	70/4172-111	113	G524200061030	22/105-28	22	H385202051020	22/143-61	29	X550162701000	22/305-32	60
G198902011010	62/920-124	104	G716550030010	82/9202-449	111	H385551060100	82/9202-203	110	X550162800000	22/305-32	60
G199204010020	22/143-58	29	G716810170020	63/1980-58	112	H395100420010	22/221-550	54,56	X550163601000	22/6407-57	84
G199204050018	22/150-86	32	G716860060310	60/240-129	37	H395100420020	60/221-550	54,56	X550174902000	22/13-91	7-8
G199552020100	82/9202-120	110	G716900020090	22/1912-142	45	H395100470140	60/240-88	36,37,39	X550214802000	22/6470-143	95
G205200181010	22/60-38	22	G716900020101	22/181-59	43	H411201090100	60/161-220	37	X553987090000	22/6470-135	95
G205812170020	63/1980-57	112	G8162001800020	22/60-34	22	H411201090101	60/162-164	37	X553982600000	22/6407-64	88
G205900900010	63/1971-6	52	G816200180020	22/60-36	22	H515200090100	60/161-163	34,37,40	X553984809000	22/305-26	60
G205900900020	63/1970-4	52	G816300020300	22/6403-83	89	H515200090110	60/162-163	34,37,40	X554029602000	22/6470-140	95
G208300020240	22/6403-90	89	G816810030070	70/4170-110	107	H524300020100	22/6407-52	72,87	X554047102000	22/6408-53	73
G238401100012	69/565-34	96,97	G816810030100	70/4170-110	107	H524300020110	22/6407-79	87	X554050609000	22/6470-121	95
G246100150010	22/413-60	66	G816810150031	70/4172-206	113	H524810170020	70/1987-49	112	X554074602000	22/6470-120	95
G246900020010	22/181-65	43	G816810170010	63/1980-58	112	H716200090100	60/161-167	38	X554424102000	22/305-30	60
G246900020020	22/1912-180	45	G816860100201	63/1884-85	50	H716200090110	60/162-167	38			

REFERENCES INTERCHANGEABLES  
CROSS REFERENCES

OEM OEM	Réf. Ref.	Page Page	OEM OEM	Réf. Ref.	Page Page	OEM OEM	Réf. Ref.	Page Page	OEM OEM	Réf. Ref.	Page Page
X558028100000	22/461-49	69	X606406100000	22/6471-164	94	X623086300000			X697170100000	22/144-310	30
X558028300000	22/461-55	69	X606410411000	22/6471-174	94	+X623086400000	22/6451-57	73	X697171900000	22/144-310	30
X561930300000	22/6407-59	86	X606410600000	22/6471-175	94	X623086400000			X697174000000	22/144-66	31
X563014200000	22/6425-44	84	X606410601000	22/6471-176	94	+X623086300000	22/6451-57	73	X800120510000	22/410-32	66
X591103996000(5cm)	22/141-159	27	X606410800000	22/6471-178	94	X623087400000			X800120510010	22/411-32	66
X591106000000	22/142-145	26	X606411000000	22/6471-180	94	+X623087500000	22/6451-54	73	X800120520030	22/414-22	66
X591106000000(5cm)	22/141-160	27	X606411611000	22/6471-187	94	X623087500000			X800120550000	22/413-32	66
X591106000000(8cm)	22/141-169	27	X606415600000	22/6471-193	94	+X623087400000	22/6451-54	73	X800210007000	22/495-209	90
X591110000000	22/141-51	26	X606415601000	22/6471-194	94	X623088100000			X800210015000	22/495-214	91
X591110096000	22/141-51	26	X606415800000	22/6471-196	94	+X623043400000	22/6451-67	84	X800210017000	22/495-218	90,91
X591112096000	22/141-150	26	X606705701000	22/230-716	55	X623138820000	22/462-56	69	X800210018000	22/495-212	90,91
X591120096000	22/154-118	26	X606705900000	22/6471-161	94	X623152030000	22/462-57	69	X800210019000	22/495-258	91
X59122800000	22/141-47	26	X606710400000	22/6471-173	94	X623165410000	22/463-57	69	X800210023000	22/495-213	90,91
X603814100000	22/141-152	27	X606710600000	22/6471-175	94	X623168230000	22/463-56	69	X800210024000	22/495-211	90
X604110000000(15cm)	22/141-156	27	X606715411000	22/230-706	53-56	X623185030000	22/462-59	69	X800210027000	22/495-219	90
X604110000000(17cm)	22/141-163	27	X607005400000	22/6471-153	94	X623185050000	22/462-58	69	X800210028000	22/495-209	90
X604110000000(18cm)	22/141-168	27	X607005700000	22/6471-158	94	X623577200000	22/231-703	53	X800210029000	22/495-206	90
X604110000000(22cm)	22/141-154	27	X607006200000	22/6471-166	94	X623577400000	22/231-712	54	X800210032000	22/495-220	90
X604110000000(23cm)	22/141-165	27	X607010411000	22/6471-173	94	X623577500000	22/231-705	53	X800210044000	22/495-219	91
X604110000000(25cm)	22/141-162	27	X607011100000	22/6471-182	94	X629663100000	22/6451-49	71	X800210047000	22/495-218	90,91
X604110000000(30cm)	22/141-153	27	X607015800000	22/6471-195	94	X629664000000	22/6451-58	72	X800210050000	22/495-212	90,91
X604110000000(34cm)	22/141-167	27	X607305200000	22/6471-130	94	X630261800000	22/6451-50	71	X800210051000	22/495-217	90,91
X604110000000(47cm)	22/141-166	27	X607305302000	22/230-550	54	X638524949000	22/6471-125	94	X800210056000	22/495-259	91
X604110000000(54cm)	22/141-155	27	X607305302000	22/6471-126	94	X671306000000	63/1955-239	44	X800210061000	22/495-210	90,91
X604110000000(66cm)	22/141-164	27	X607305601000	22/6471-129	94	X671306500000	63/1955-245	44,45	X800290126000	22/177-56	52
X604110000000(70cm)	22/141-157	27	X607305701003	22/230-716	55	X696610600000	22/144-331	31	X800290140000	22/177-55	52
X604110000000(74cm)	22/141-158	27	X607305801000	22/6471-123	94	X696612000000	22/144-321	30	X800420414000	22/872-16	114
X6055141300000	22/6425-49	71	X607306211003	22/6471-120	94	X696612200000	22/144-307	30	X800420422000	22/874-15	114
X605506000000	22/6471-131	94	X607310411000	22/6471-173	94	X696612400000	22/144-308	30-31	X800420446000	22/871-33	114
X605500701000	22/6471-132	94	X607310600000	22/6471-175	94	X696612600000	22/144-307	30	X800420489000	22/870-69	114
X605500800000	22/6471-133	94	X607311011000	22/6471-179	94	X696612602000	22/144-306	30-31	X800420490000	22/870-21	114
X605505101000	22/6471-151	94	X607311302000	22/6471-128	94	X696613200000	22/144-306	30-31	X800420491000	22/872-57	114
X605505411000	22/6471-152	94	X607315211000	22/6471-190	94	X696613501000	22/144-312	30	X805230003000	22/200-706	53,56
X605505511000	22/6471-154	94	X607315600000	22/6471-193	94	X696613901000	22/144-311	30	X805230004010	22/212-706	53,54,56
X605505611000	22/6471-155	94	X607315814000	22/6471-195	94	X696613901000	22/144-302	30-31	X805230007000	22/200-706	53,56
X605505711000	22/6471-157	94	X607316100000	22/6471-199	94	X696613902000	22/144-302	30-31	X805230022010	22/212-708	54,55,56
X605505811000	22/6471-159	94	X612197000000	22/231-706	53-56	X696614513000	22/144-334	31	X805230023000	22/200-708	54-56
X605505911000	22/6471-160	94	X612197100000	22/231-551	53-56	X696614601000	22/144-335	31	X805230026000	22/200-708	54-56
X605506011000	22/6471-162	94	X619045300000	22/6471-143	94	X696614602000	22/144-332	31	X805230050000	22/200-705	53
X605506201000	22/6471-165	94	X619045600000	22/6471-144	94	X696614802000	22/144-329	31	X805230052000	22/200-705	53
X605506311000	22/6471-167	94	X619045700000	22/6471-145	94	X696615000000	22/144-302	30-31	X805230076010	22/212-720	56
X605506401000	22/6471-168	94	X619045800000	22/6471-146	94	X696615001000	22/144-338	31	X805230101000	22/221-724	55
X605506500000	22/6471-168	94	X619046100000	22/6471-147	94	X696615002000	22/144-302	30-31	X8052301020	22/221-705	53
X605506511000	22/6471-169	94	X619048300000	22/6471-134	94	X696615200000	22/144-302	30-31	X805230103	22/221-705	53
X605509711000	22/6471-163	94	X619048500000	22/6471-135	94	X696615301000	22/144-308	30-31	X805230105	22/221-708	54,56
X605510100000	22/6471-170	94	X619049200000	22/6471-136	94	X696615401000	22/144-311	30	X805230110000	22/221-722	53
X605510200000	22/6471-171	94	X619049800000	22/6471-137	94	X696615601000	22/144-307	30	X805460040000	69/7617-3	98
X605510312000	22/6471-172	94	X619049900000	22/6471-138	94	X696615603000	22/144-306	30-31	X810110050000	22/105-27	22
X605510412000	22/6471-173	94	X619051541001	22/463-55	69	X696615704000	22/144-322	31	X810190140000	60/111-16	36-39
X605510600000	22/6471-174	94	X619051600000	22/6471-139	94	X696616102000	22/144-305	30-31	X810190165000	60/111-16	36-39
X605510602000	22/6471-175	94	X619051900000	22/6471-140	94	X696616201000	22/144-308	30-31	X810270072000	60/162-49	35
X605510834000	22/6471-177	94	X619052000000	22/6471-141	94	X696616300000	22/144-303	30	X810270073000	60/161-18	36,39,40
X605511011000	22/6471-178	94	X619053900000	22/6471-148	94	X696616600000	22/144-324	31	X815090002000	22/143-40	29
X605511034000	22/6471-179	94	X619054200000	22/6471-149	94	X696616702000	22/144-304	30	X815090003000	22/143-41	29
X605511102000	22/6471-181	94	X619054400000	22/6471-150	94	X696616702000	22/144-323	31	X820001034000	60/240-36	35-37,39
X605511211000	22/6471-122	94	X619059100000	22/6471-142	94	X696616800000	22/144-309	30	X820001035000	60/240-36	35-37,39
X605511334000	22/6471-183	94	X619093500000	22/6451-64	78	X696616800000	22/144-321	30	X820001038000	60/240-36	35-37,39
X605511411000	22/6471-184	94	X622940000000	22/479-52	70	X696617800000	22/144-336	31	X820215001000	22/6705-1	67
X605511501000	22/6471-185	94	X623043400000			X696618300000	22/144-305	30-31	X820215001010	22/6706-1	67
X605511600000	22/6471-186	94	+X623043700000	22/6451-70	84	X696619200000	22/144-318	30	X825282179000	22/1912-186	45
X605511811000	22/6471-188	94	X623043400000			X696622800000	22/144-340	31	X825282179010	22/1913-186	45
X605519000000	22/6471-189	94	+X623088100000	22/6451-67	84	X696622900000	22/144-341	31	X825282180000	22/1912-185	45
X605515312000	22/6471-191	94	X623043500000			X696623000000	22/144-316	30-31	X825282180010	22/1913-185	45
X605515411000	22/6471-192	94	+X623043800000	22/6451-63	78	X696623200000	22/144-317	30	X825282195000	22/1918-123	44
X605515634000	22/6471-193	94	X623043700000			X696623300000	22/144-328	31	X825282248000	63/1955-472	43
X605515801000	22/6471-195	94	+X623043400000	22/6451-70	84	X696623400000	22/144-330	31	X825283299000	63/1955-382	44,45
X605515802000	22/6471-194	94	X623043800000			X696623600000	22/144-319	30-31	X830030053000	22/180-26	49
X605516111000	22/6471-198	94	+X623043500000	22/6451-63	78	X696623900000	22/144-315	30	X830030059000	22/180-23	49
X605516211000	22/6471-200	94	X623073500000			X696624200000	22/144-315	30	X830030061000	22/961-15	47
X605516300000	22/6471-201	94	+X623073600000	22/6451-71	84	X696624400000	22/144-313	30	X830030065000	22/961-16	47
X605516400000	22/6471-202	94	X623073600000			X696624800000	22/144-314	30	X830030126000	22/60-38	22
X605516502000	22/6471-203	94	+X623073500000	22/6451-71	84	X696640500000	22/144-320	30	X83006011000	62/920-38IS	103
X605520111000	22/6471-204	94	X623085500000			X696640500000	22/144-342	30	X83006020000	62/920-65	103
X605520400000	22/6471-205	94	+X623085600000	22/6451-60	75	X696640600000	22/144-320	30	X83006022000	62/920-34	103
X605597600000	22/										



**REFERENCES INTERCHANGEABLES**  
**CROSS REFERENCES**

OEM OEM	Réf. Ref.	Page Page	OEM OEM	Réf. Ref.	Page Page	OEM OEM	Réf. Ref.	Page Page	OEM OEM	Réf. Ref.	Page Page
X830100001000	62/930-31	105	+X830241309000	22/967-75	51						
X830100004000	62/930-26	105	X830241015000								
X830100006000	62/930-177	105	+X830241310000	22/967-72	51						
X830100007000	62/930-23	105	X830241016000								
X830100009000	62/930-32	105	+X830241311000	22/967-73	51						
X830160010000	22/181-56	43	X830241304000								
X830160030000	22/181-56	43	+X830241013000	22/967-76	51						
X830160037000	22/181-55	43	X830241305000								
X830160040000	22/181-55	43	+X830241014000	22/967-71	51						
X830160085000	22/181-55	43	X830241307000								
X830160086000	22/181-56	43	+X830241012000	22/967-77	51						
X830180032000	22/1918-119	44	X830241309000								
X830180032010	22/1919-119	44	+X830241014000	22/967-75	51						
X830180034000	22/1918-119	44	X830241310000								
X830180034010	22/1919-119	44	+X830241015000	22/967-72	51						
X830180036000	22/1918-120	44	X830241311000								
X830180036010	22/1919-120	44	+X830241016000	22/967-73	51						
X830180037000	22/1918-121	44	X830250011000	22/965-28	48						
X830180037010	22/1919-121	44	X830270005000	63/1980-26	112						
X830180038020	22/1913-180	45	X830270006000	63/1980-27	11						
X830180039010	22/1913-179	45	X904010516000	64/3102-269	108						
X830180046000	22/1912-183	45	X904010841000	64/3102-275	108						
X830180046010	22/1913-80	45	X904010910000	64/3102-267	108						
X830180048000	22/1912-184	45	X904010942000	64/3102-274	108						
X830180048010	22/1913-81	45	X904010954000	64/3102-273	108						
X830180090000	22/1918-124	44	X904011515000	64/3102-268	108						
X830180090010	22/1919-118	44	Z119100100010	22/200-550	54,56						
X830180095000	22/1918-118	44	Z178100420011	22/221-715	55						
X830180132000	22/1912-181	45	Z181100100012	22/221-714	54,55						
X830180132010	22/1913-181	45	Z186126420010	22/221-710	54,56						
X830180151000	22/1912-182	45	Z199104420020	22/221-711	54,55						
X830180151010	22/1913-182	45	Z205100100010	22/200-707	54						
X830180200000	22/1912-187	45	Z205100100020	22/200-706	53,56						
X830180201000	22/1912-188	45	Z205100100050	22/212-706	53,54,56						
X830230006000	22/963-2	52	Z205100420020	22/221-706	53,54,56						
X830230007000	63/1970-3	52	Z207100100010	22/200-708	54-56						
X830230500000	63/1884-26	50	Z207100100030	22/212-709	54,56						
X830230553000	63/1971-5	52	Z207100420020	22/221-708	54,56						
X830240011000	22/180-27	49	Z231103100010	22/200-703	53						
X830240030000	22/956-17	46	Z281100101010	22/200-715	55						
X830240035000	22/958-61	47	Z285100103010	22/221-723	55						
X830240056000	22/962-44	48	Z285100103050	22/200-716	55						
X830240057000	22/962-43	48	Z312100101010	22/200-711	54,55						
X830240058000	22/958-62	47	Z380100100030	22/200-720	56						
X830240080000	22/950-83	46	Z382100420030	22/221-716	55						
X830240087000	63/1884-15	50	Z385103100020	22/200-717	55						
X830240088000	22/186-31	49	Z385103420010	22/221-717	55						
X830240094000	63/1884-18	50	Z395100420020	22/221-550	54,56						
X830240095000	63/1884-24	50	Z805230103010	22/221-705	53						
X830240096000	63/1884-25	50	Z805230110000	22/221-722	53						
X830240097000	63/1884-11	50									
X830240098000	63/1884-33	50									
X830240105000	22/950-84	46									
X830240108000	22/950-84	46									
X830240110000	22/950-84	46									
X830240110010	22/951-35	46									
X830240136000	22/958-64	47									
X830240177000	22/962-41	48									
X830240178000	22/962-40	48									
X830240180000	22/962-42	48									
X830240195000	22/956-14	46									
X830240231000	22/186-33	49									
X830240355000	63/1884-40	50									
X830240356000	63/1884-5	50									
X830240357000	63/1884-6	50									
X830240358000	63/1884-1	50									
X830240359000	63/1884-84	50									
X830240362000	63/1884-1	50									
X830241011000	22/967-74	51									
X830241012000											
+X830241307000	22/967-77	51									
X830241013000											
+X830241304000	22/967-76	51									
X830241014000											
+X830241305000	22/967-71	51									
X830241014000											

Les références des pièces sont indicatives.  
Nos pièces ne sont pas d'origine

Part numbers are quoted for reference purposes only.  
Our parts and accessories are not original.



**"THE RELIABLE SERVICE"**





## INDEX DES REFERENCES REFERENCE INDEX

Réf. Ref.	Page Page	Réf. Ref.	Page Page	Réf. Ref.	Page Page	Réf. Ref.	Page Page	Réf. Ref.	Page Page	Réf. Ref.	Page Page
2-90	7	31-220	14	70-170	21	117-81	24	144-304	30	162-19	36,39,41
2-90A	7	31-221	14	70-171	21	117-82	24	144-305	30-31	162-20	37,39
2-90B	7	31-222	14	70-172	21	117-83	24	144-306	30-31	162-31	37,38
2-90C	7	31-223	14	70-173	21	117-173	24	144-307	30	162-40	37,38
2-91	7	32-210	13	70-174	21	117-174	24	144-308	30-31	162-45	34
2-91A	7	32-211	13	70-175	21	117-180	24	144-309	30	162-49	35
2-91B	7	32-213	13	71-167	19	117-181	24	144-310	30	162-53	38
2-91C	7	32-214	13	71-168	19	117-182	24	144-311	30	162-93	37,40
2-92	7	32-215	13	71-169	19	117-183	24	144-312	30	162-154	36,39
2-92A	7	32-216	13	71-170	21	117-184	24	144-313	30	162-161	36,37
2-92B	7	32-217	13	71-171	20	117-185	24	144-314	30	162-163	34,37,40
2-92C	7	32-219	14	71-172	20	117-204	24	144-315	30	162-164	37
2-93	7-8	32-220	14	71-173	20	117-205	24	144-316	30-31	162-167	38
2-93A	7-8	32-221	14	71-174	20	118-15	24	144-317	30	162-223	38
2-93B	7-8	33-211	13	71-175	20	130-129	25	144-318	30	163-135	40
2-93C	7-8	33-213	13	71-176	20	130-191	25	144-319	30-31	163-136	40
2-94	7-8	33-214	13	72-176	20	130-220	25	144-320	30	165-13	33
2-94A	7-8	33-215	13	73-100	20	130-223	25	144-321	30	165-14	33
2-94B	7-8	33-216	13	73-101	20	130-224	25	144-322	31	165-19	33
2-94C	7-8	33-217	13	73-102	20	130-225	25	144-323	31	165-21	33
2-95	7-8	33-220	14	73-103	20	130-226	25	144-324	31	165-23	33
2-95A	7-8	33-222	14	73-170	18-21	131-29	25	144-325	31	165-166	33
2-95B	7-8	33-223	14	73-174	20	131-223	25	144-326	31	177-55	52
2-95C	7-8	34-211	13	73-176	20	131-224	25	144-327	31	177-56	52
2-96	9	34-213	13	74-74	18,20	141-40	27	144-328	31	177-58	52
2-96A	9	34-215	13	74-168	19	141-41	26	144-329	31	177-59	52
2-96B	9	34-217	13	74-176	20	141-42	26	144-330	31	177-60	52
3-90	11	34-221	14	75-168	19-20	141-43	26	144-331	31	177-61	52
3-90A	11	34-221PC	14	75-170	21	141-44	26	144-332	31	180-22	49
3-90B	11	34-222	14	75-171	21	141-45	26	144-333	31	180-23	49
3-90C	11	34-223	14	75-172	21	141-46	26	144-334	31	180-24	49
3-92	10	34-224	14	75-174	20	141-47	26	144-335	31	180-25	49
3-92A	10	35-210	13	75-175	20	141-48	26	144-336	31	180-26	49
3-92B	10	35-211	13	85-14	21	141-49	26	144-337	31	180-27	49
3-92C	10	35-212	13	85-15	21	141-50	26	144-338	31	181-54	43
3-93	10	35-213	13	90-62	19	141-51	26	144-340	31	181-55	43
3-93A	10	35-215	13	90-63	19	141-135	27	144-341	31	181-56	43
3-93B	10	35-219	14	90-64	19	141-136	27	144-342	30	181-57	43
3-93C	10	35-221	14	90-65	19	141-137	26	150-86	32	181-58	43
4-90	9	35-223	14	96-20	35	141-138	26	150-87	32	181-59	43
4-90A	9	36-213	13	96-22	35,39	141-139	27	150-88	32	181-60	44
4-90B	9	37-8	16	96-32	38	141-140	27	150-148	32	181-65	43
4-91	9	37-9	16	96-50	38	141-141	27	151-30	32	186-29	49
4-91A	9	37-10	16	97-2	34	141-142	27	151-31	32	186-31	49
4-91B	9	40-42	18	97-4	34	141-143	27	151-32	32	186-32	49
11-90	7-8	41-47	17	97-11	35,36,39	141-144	26	153-115	26	186-33	49
11-91	9	41-48	17	97-29	40	141-145	26	153-116	26	189-67	43
13-90	9	41-49	17	97-35	35-38,40	141-146	26	153-117	26	197-7	60
13-91	7-8	41-50	17	97-37	36,39,40	141-147	27	153-118	26	197-8	60
15-24	11	41-74	18	97-39	37-40	141-148	27	153-119	26	197-9	60
26-90	11	42-47	17	97-41	37	141-149	27	153-144	26	200-550	54,56
26-92	10	42-48	17	97-42	38	141-150	26	153-145	26	200-700	53
28-90	11	42-53	17	100-73	23	141-151	26	153-146	26	200-701	53
28-92	10	42-54	17	100-75	23	141-152	27	153-147	26	200-702	53
28-93	10	42-55	17	100-76	23	141-153	27	153-148	26	200-703	53
30-205	12	42-74	18	100-77	23	141-154	27	153-149	26	200-704	53
30-206	12	43-47	17	100-80	23	141-155	27	153-150	26	200-705	53
30-207	12	43-48	17	100-87	23	141-156	27	154-116	26	200-706	53,56
30-208	12	43-53	17	100-91	23	141-157	27	154-117	26	200-707	54
30-209	12	43-54	17	101-76	23	141-158	27	154-118	26	200-708	54-56
30-210	12	43-55	17	105-21	22	141-159	27	154-141	26	200-709	54,56
30-211	12	43-74	18	105-22	22	141-160	27	154-142	26	200-710	54
30-212	12	45-47	17	105-23	22	141-161	27	154-143	26	200-711	54,55
30-213	12	45-56	17	105-24	22	141-162	27	154-144	26	200-712	54
30-214	12	45-57	17	105-25	22	141-163	27	154-145	26	200-713	54
30-215	12	45-74	18	105-26	22	141-164	27	160-3	40	200-714	54
30-216	12	46-47	17	105-27	22	141-165	27	161-18	36,39,40	200-715	55
30-217	12	46-74	18	105-28	22	141-166	27	161-19	36,39,40	200-716	55
30-218	12	47-74	18	107-24	23	141-167	27	161-31	37,38	200-717	55
30-219	12	48-74	18	107-25	23	141-168	27	161-35	37,39	200-718	55
30-220	12	51-12	14	111-3	34,35	141-169	27	161-42	37,38	200-720	56
30-221	12	51-13	14	111-5	34,35	142-41	26	161-43	38	200-1313KT	53
30-222	12	51-14	14	111-16	36-39	142-42	26	161-45	36,39	200-1314KT	54
30-223	12	51-15	14	111-25	36-40	142-135	26	161-53	38	200-1315KT	54
31-210	13	54-74	18	111-28	34	142-136	26	161-58	35,37	200-1316KT	55
31-211	13	56-74	18	111-32	34,35,39	142-145	26	161-61	35	200-1317KT	55
31-212	13	58-20	52	111-33	34,35	143-40	29	161-84	35	200-1318KT	56
31-213	13	58-21	52	111-39	35,36	143-41	29	161-154	36,39	212-550	54,56
31-213S	13	60-33	22	111-41	40	143-58	29	161-161	36,37	212-703	53
31-214	13	60-34	22	111-56	34-40	143-59	29	161-163	34,37,40	212-704	53
31-214S	13	60-35	22	111-64	34	143-61	29	161-166	37,40	212-706	53,54,56
31-215	13	60-36	22	111-65	34	144-65	31	161-167	38	212-708	54,55,56
31-216	13	60-37	22	111-101	37,38	144-66	31	161-219	37	212-709	54,56
31-217	13	60-38	22	112-2	40	144-67	30-31	161-220	37	212-712	54
31-217S	13	66-18	33	112-5	40	144-302	30-31	161-223	38	212-713	54
31-219	14	66-22	33	117-79	24	144-303	30	162-18	36,39,40	212-720	56

Les références des pièces sont indicatives.  
Nos pièces ne sont pas d'origine

Part numbers are quoted for reference purposes only.  
Our parts and accessories are not original.



**"THE RELIABLE SERVICE"**



## INDEX DES REFERENCES REFERENCE INDEX

Réf. Ref.	Page Page	Réf. Ref.	Page Page	Réf. Ref.	Page Page	Réf. Ref.	Page Page	Réf. Ref.	Page Page	Réf. Ref.	Page Page
221-550	54,56	324-14	63	440-52	68	495-257	91	744-83	102	953-81	46
221-700	53	324-15	63	440-53	68	495-258	91	746-83	102	953-82	46
221-701	53	324-16	63	440-54	68	495-259	91	756-83	102	956-14	46
221-702	53	403-10	62	441-40	68	495-260	92	758-83	102	956-15	46
221-703	53	403-11	63	441-41	68	495-261	92	761-56	102	956-16	46
221-704	53	403-12	62	441-42	68	495-262	92	761-57	102	956-17	46
221-705	53	403-15	62	441-43	68	497-165	92	761-58	102	958-60	47
221-706	53,54,56	403-16	62	441-44	68	497-166	92	761-59	102	958-61	47
221-707	54	403-17	62	441-45	68	497-194	92	761-60	102	958-62	47
221-708	54,56	403-18	63	441-47	68	497-195	92	767-7	102	958-63	47
221-710	54,56	403-19	62	441-48	68	510-10	93	768-6	102	958-64	47
221-711	54,55	403-20	63	444-1	67	511-10	93	830-870	115	961-15	47
221-712	54	403-21	63	457-9	70	562-76	98	831-36	115	961-16	47
221-713	54	403-22	62	457-10	70	562-116	98	831-37	115	961-17	47
221-714	54,55	403-23	62	460-50	69	565-4	96	831-38	115	962-40	48
221-715	55	404-13	62	460-51	69	565-5	97	870-21	114	962-41	48
221-716	55	404-14	62	460-52	69	565-6	96	870-68	114	962-42	48
221-717	55	404-15	62	460-53	69	565-32	96	870-69	114	962-43	48
221-718	55	404-16	63	460-54	69	565-33	96,97	870-70	114	962-44	48
221-722	53	404-17	62	460-55	69	565-34	96,97	870-71	114	963-2	52
221-723	55	404-20	63	460-56	69	565-35	96	871-30	114	965-26	48
221-724	55	404-21	63	460-57	69	565-36	96,97	871-33	114	965-27	48
226-16	59	404-22	63	461-48	69	565-37	96	872-16	114	965-28	48
226-17	59	408-3	62,63	461-49	69	565-45	97	872-49	114	967-71	51
226-18	59	408-4	62	461-50	69	565-60	97	872-55	114	967-72	51
226-19	59	408-5	62	461-54	69	565-63	96,97	872-57	114	967-73	51
226-20	59	408-6	62	461-55	69	565-64	96	874-15	114	967-74	51
226-21	59	408-7	62	461-56	69	565-73	97	874-18	114	967-75	51
227-14	59	408-8	62	462-55	69	565-76	97	874-19	114	967-76	51
227-18	59	410-31	66	462-56	69	565-80	97	876-4	114	967-77	51
227-19	59	410-32	66	462-57	69	565-100	97	876-23	114	977-10	51
227-20	59	410-42	66	462-58	69	565-114	96	908-14	100	1750-6	109
227-21	59	410-50	66	462-59	69	565-115	97	911-5	106	1751-1	109
228-11	59	410-51	66	463-55	69	565-116	97	913-5	106	1884-1	50
228-16	59	410-52	66	463-56	69	565-133	97	919-3	103	1884-5	50
228-19	59	410-53	66	463-57	69	565-232	96	919-13	103	1884-6	50
228-20	59	410-54	66	470-92	70	567-36	98	919-15	104	1884-11	50
228-24	59	410-55	66	470-93	70	567-73	98	919-21	103	1884-13	50
229-10	59	411-24	66	470-94	70	567-114	98	920-231S	103	1884-15	50
229-11	59	411-29	66	470-95	70	568-36	98	920-34	103	1884-18	50
229-12	59	411-32	66	470-96	70	568-37	98	920-381S	103	1884-24	50
230-550	54	411-50	66	476-18	71	568-76	98	920-65	103	1884-25	50
230-706	53,56	411-51	66	476-19	72	568-114	98	920-102	103	1884-26	50
230-716	55	411-53	66	476-20	73	568-116	98	920-124	104	1884-27	50
231-156	53-57	411-55	66	476-21	74	574-23	35-37,39	920-125	104	1884-33	50
231-550	53-56	412-6	65	477-54	70	574-27	37	920-126	104	1884-40	50
231-551	53-56	412-7	65	477-55	70	575-13	98	930-23	105	1884-82	50
231-701	53	412-8	65	477-56	70	580-136	93	930-26	105	1884-83	50
231-703	53	412-19	65	477-57	70	580-137	93	930-28	105	1884-84	50
231-705	53	412-20	65	477-58	70	580-138	93	930-31	105	1884-85	50
231-706	53-56	413-32	66	477-59	70	585-36	93	930-32	105	1884-86	50
231-712	54	413-51	66	479-42	70	585-37	93	930-56	105	1912-142	45
231-717	55	413-52	66	479-49	70	587-1	98	930-68	105	1912-143	45
231-718	55	413-53	66	479-50	70	587-2	98	930-166	105	1912-144	45
231-722	53	413-54	66	479-51	70	588-1	98	930-177	105	1912-179	45
240-34	37	413-55	66	479-52	70	597-1	98	930-193	105	1912-180	45
240-35	37,36	413-56	66	486-68	88	700-49	101	930-196	105	1912-181	45
240-36	35-37,39	413-57	66	486-69	88	700-50	101	931-12	106	1912-182	45
240-37	36,37,39	413-58	66	486-70	88	700-51	101	931-15	106	1912-183	45
240-38	37,40	413-60	66	486-71	88	700-52	101	931-30	106	1912-184	45
240-52	38	414-22	66	486-72	88	700-53	101	931-51	106	1912-185	45
240-88	36,37,39	414-23	66	486-73	88	700-54	101	931-52	106	1912-186	45
240-89	38	414-52	66	495-158	92	700-55	101	933-8	106	1912-187	45
240-90	37,38	414-53	66	495-159	92	700-56	101	933-13	106	1912-188	45
240-91	38	414-54	66	495-163	92	701-50	101	933-15	106	1913-80	45
240-110	38,100	414-56	66	495-164	92	701-53	101	933-17	106	1913-81	45
240-129	37	414-57	66	495-165	92	701-54	101	933-19	106	1913-137	45
296-8	11	417-33	64	495-166	92	701-56	101	933-21	106	1913-179	45
296-9	11	417-34	64	495-206	90	702-50	101	933-29	106	1913-180	45
305-26	60	417-48	64	495-207	90	702-51	101	939-24	106	1913-181	45
305-27	60	419-47	64	495-208	91	702-52	101	939-29	106	1913-182	45
305-28	60	420-47	64	495-209	90	702-53	101	939-30	106	1913-185	45
305-29	60	420-48	64	495-210	90,91	702-54	101	939-57	106	1913-186	45
305-30	60	420-49	64	495-211	90	702-56	101	940-24	106	1913-187	45
305-31	60	420-50	65	495-212	90,91	703-50	101	940-27	106	1918-85	44
305-32	60	420-51	65	495-213	90,91	703-52	101	940-29	106	1918-86	44
305-33	60	420-52	65	495-214	91	703-53	101	940-38	106	1918-118	44
305-34	60	421-48	64	495-215	91	703-54	101	940-39	106	1918-119	44
316-24	61	421-49	64	495-216	91	740-83	102	940-50	106	1918-120	44
316-30	61	424-48	64	495-217	90,91	743-16	102	940-51	106	1918-121	44
316-42	61	440-46	68	495-218	90,91	743-17	102	940-57	106	1918-123	44
316-43	61	440-47	68	495-219	91	743-21	102	950-58	46	1918-124	44
316-44	61	440-48	68	495-220	90	743-22	102	950-83	46	1919-85	44
317-30	61	440-49	68	495-248	92	743-83	102	950-84	46	1919-118	44
317-42	61	440-50	68	495-249	92	744-16	102	950-85	46	1919-119	44
324-13	63	440-51	68	495-256	91	744-17	102	951-35	46	1919-120	44

Les références des pièces sont indicatives.  
Nos pièces ne sont pas d'origine

Part numbers are quoted for reference purposes only.  
Our parts and accessories are not original.



**"THE RELIABLE SERVICE"**



## INDEX DES REFERENCES REFERENCE INDEX

Réf. Ref.	Page Page	Réf. Ref.	Page Page	Réf. Ref.	Page Page	Réf. Ref.	Page Page	Réf. Ref.	Page Page	Réf. Ref.	Page Page
1919-121	44	4072-43	116	6407-53	78	6452-58	83	6470-137	95	6471-196	94
1920-11	45	4073-26	116	6407-54	76,79,80	6452-59	82	6470-138	95	6471-197	94
1931-39	44	4074-6	117	6407-55	79	6452-60	76	6470-139	95	6471-198	94
1955-239	44	4074-8	117	6407-56	79	6453-40	71	6470-140	95	6471-199	94
1955-245	44,45	4110-9	115	6407-57	84	6453-41	71	6470-141	95	6471-200	94
1955-250	43	4110-10	115	6407-58	84	6453-42	78	6470-142	95	6471-201	94
1955-251	45	4110-11	115	6407-59	86	6453-43	78	6470-143	95	6471-202	94
1955-265	45	4110-12	115	6407-60	86,87	6453-44	78	6470-144	95	6471-203	94
1955-382	44,45	4110-13	115	6407-61	86	6453-45	78	6470-145	95	6471-204	94
1955-396	43	4111-4	115	6407-62	86	6453-46	78	6470-146	95	6471-205	94
1955-410	43	4112-2	115	6407-63	86	6453-47	78	6470-147	95	6500-143	98
1955-453	44	4112-3	115	6407-64	88	6453-48	78	6470-149	95	6500-144	98
1955-472	43	4112-4	115	6407-65	88	6453-49	78	6470-150	95	6677-7	98
1956-2	43	4112-5	115	6407-66	90	6453-50	78	6471-120	94	6700-1	65
1970-1	52	4114-18	107	6407-79	87	6453-51	78	6471-122	94	6701-1	65
1970-3	52	4114-19	107	6407-80	80	6453-52	78	6471-123	94	6702-1	67
1970-4	52	4114-20	107	6407-81	80	6453-53	79	6471-125	94	6702-2	67
1970-7	52	4114-21	107	6407-82	82	6453-54	79	6471-126	94	6703-1	67
1971-1	52	4170-37	107	6407-83	83	6453-55	79	6471-128	94	6703-2	67
1971-3	52	4170-38	107	6407-84	83	6453-56	79	6471-129	94	6703-3	67
1971-5	52	4170-100	107	6407-85	83	6453-57	79	6471-130	94	6703-4	67
1971-6	52	4170-101	107	6407-86	82	6453-58	79	6471-131	94	6704-1	67
1971-8	52	4170-106	107	6407-87	82	6453-59	79	6471-132	94	6705-1	67
1980-26	112	4170-110	107	6407-88	76,77,80,81,95	6453-60	84	6471-133	94	6706-1	67
1980-27	11	4170-111	107	6407-97	76	6453-61	84	6471-134	94	6800-1	59
1980-56	112	4170-136	107	6408-53	73	6453-62	84	6471-135	94	7600-5	99
1980-57	112	4172-111	113	6409-8	77,81	6453-63	84	6471-136	94	7600-6	99
1980-58	112	4172-204	113	6410-38	79,80,81	6453-64	84	6471-137	94	7600-7	99
1985-8	112	4172-205	113	6410-39	83	6453-65	84	6471-138	94	7600-8	99
1987-5	112	4172-206	113	6410-40	76	6453-66	84	6471-139	94	7600-13	99
1987-10	112	4174-5	113	6412-8	77,81	6453-67	84	6471-140	94	7600-15	99
1987-20	112	4174-6	113	6412-10	77	6453-68	84	6471-141	94	7600-21	99
1987-36	112	4174-7	113	6417-6	73,75	6453-69	84	6471-142	94	7600-89	99
1987-49	112	4174-8	113	6417-7	78	6453-70	84	6471-143	94	7600-90	99
1988-10	109	4200-18	42	6417-8	84	6453-71	84	6471-144	94	7611-1	99
1988-11	109	4200-20	42	6425-44	84	6453-72	84	6471-145	94	7612-3	99
1988-14	109	4200-21	42	6425-45	84	6453-73	84	6471-146	94	7615-15	99
1988-15	109	4200-22	42	6425-48	71	6453-74	84	6471-147	94	7615-16	99
1991-1	109	4200-23	42	6425-49	71	6453-75	84	6471-148	94	7615-17	99
1995-80	51	4200-24	42	6425-50	71	6453-76	73	6471-149	94	7615-21	99
2310-1	92	6302-41	18	6428-3KKT	87	6453-77	80	6471-150	94	7615-22	99
2310-2	92	6303-74	18	6428-4KKT	87	6453-78	80	6471-151	94	7616-7	99
2930-45	33	6304-74	18	6428-6KKT	87	6453-79	80	6471-152	94	7617-3	98
2930-51	33	6305-74	18	6428-7KKT	87	6453-80	80	6471-153	94	7635-1	100
2930-70	33	6306-2	17	6428-9KKT	87	6453-81	80	6471-154	94	7635-2	100
2935-45	33	6306-74	18	6428-10KKT	87	6453-82	80	6471-155	94	7635-3	100
2935-51	33	6400-15	73	6450-38	73	6453-83	80	6471-156	94	7635-4	100
2935-54	33	6400-16	73	6450-39	71	6453-84	82,83	6471-157	94	7635-5	100
2935-65	33	6403-82	89	6450-41	78	6453-85	82,83	6471-158	94	7635-6	100
2935-70	33	6403-83	89	6450-42	71	6453-86	82,83	6471-159	94	7635-7	100
3102-267	108	6403-84	72,89	6450-43	71	6453-87	82,83	6471-160	94	7800-1	64
3102-268	108	6403-85	74,89	6450-50	79	6453-88	82,83	6471-161	94	8104-21	100
3102-269	108	6403-86	74,75,89	6450-51	84	6453-89	82,83	6471-162	94	8104-22	100
3102-270	108	6403-87	85,89	6450-52	80	6453-90	82,83	6471-163	94	8104-23	100
3102-271	108	6403-88	85,89	6450-53	83	6453-91	76	6471-164	94	8104-24	100
3102-272	108	6403-89	85,89	6450-54	83	6453-92	76	6471-165	94	8104-25	100
3102-273	108	6403-90	89	6450-55	82	6453-93	76	6471-166	94	8104-26	100
3102-274	108	6403-91	81,89	6450-57	76	6453-94	76	6471-167	94	8104-27	100
3102-275	108	6403-94	77,89	6451-49	71	6453-95	76	6471-168	94	8114-201	101
3104-41	108	6404-4	74,75	6451-50	71	6453-96	76	6471-169	94	8114-301	101
3104-42	108	6404-5	85	6451-51	73,78,79	6453-97	76	6471-170	94	8116-286	101
3104-43	108	6404-6	81	6451-54	73	6462-21	73	6471-171	94	8141-192	101
3104-44	108	6404-9	77	6451-57	73	6462-22	78	6471-172	94	8141-193	101
3104-45	108	6405-41	74	6451-58	72	6462-40	71	6471-173	94	8142-192	101
3104-46	108	6405-42	74,78	6451-59	75	6462-41	76,79,80	6471-174	94	8142-193	101
3104-47	108	6405-43	74	6451-60	75	6462-42	84	6471-175	94	9202-118	110
3104-146	108	6405-44	74	6451-63	78	6462-43	80,82,83	6471-176	94	9202-119	110
3104-147	108	6405-45	74	6451-64	78	6462-44	81	6471-177	94	9202-120	110
3104-148	108	6405-46	74,75	6451-67	84	6462-45	77	6471-178	94	9202-159	110
3104-149	108	6405-47	75	6451-70	84	6470-120	95	6471-179	94	9202-203	110
3104-150	108	6405-48	75	6451-71	84	6470-121	95	6471-180	94	9202-219	110
3104-151	108	6405-49	85	6451-74	83	6470-122	95	6471-181	94	9202-220	110
4000-55	116	6405-50	85	6451-75	82	6470-123	95	6471-182	94	9202-406	111
4002-3	117	6405-51	85	6451-79	76	6470-124	95	6471-183	94	9202-417	111
4012-16A	116	6405-52	85	6452-25	73,78	6470-125	95	6471-184	94	9202-419	111
4012-17A	117	6405-53	85	6452-26	73,78	6470-126	95	6471-185	94	9202-420	111
4021-3	116	6405-54	85	6452-27	73,78	6470-127	95	6471-186	94	9202-449	111
4021-19	117	6405-55	81	6452-49	71	6470-128	95	6471-187	94	9202-500	111
4021-29	117	6405-56	81	6452-50	71	6470-129	95	6471-188	94	9202-504	111
4022-30	116	6405-61	77	6452-51	71	6470-130	95	6471-189	94	9202-505	111
4022-33	117	6405-62	77	6452-52	72	6470-131	95	6471-190	94	9202-717	110
4022-34	117	6407-41	73	6452-53	79,80	6470-132	95	6471-191	94		
4041-6	117	6407-42	78	6452-54	79	6470-133	95	6471-192	94		
4047-36	116	6407-50	72	6452-55	84	6470-134	95	6471-193	94		
4047-37	117	6407-51	72	6452-56	80	6470-135	95	6471-194	94		
4047-47	117	6407-52	72,87	6452-57	76,82,83	6470-136	95	6471-195	94		

Les références des pièces sont indicatives.  
Nos pièces ne sont pas d'origine

Part numbers are quoted for reference purposes only.  
Our parts and accessories are not original.



**"THE RELIABLE SERVICE"**



**BEPKO PARTS SA****HERMALLE-SOUS-HUY**

Rue Chaumont, 4D • 4480 Hermalle-sous-Huy • Belgique  
T +32 85 24 54 00 • F +32 85 24 54 50  
info.be@becoparts.com • www.becoparts.com

**VILLERS-LE-BOUILLET**

Rue de Waremme, 114 • 4530 Villers-le-Bouillet • Belgique  
T +32 85 24 54 00 • F +32 85 24 54 50  
info.be@becoparts.com • www.becoparts.com

**BEPKO UK LTD**

Bepco House • Unit 316 • Hartlebury Trading Estate  
Hartlebury - Worcestershire, DY10 4JB (UK)  
P +44 (0)1299 252270 • F 0800 216553  
info@becoparts.com • www.becoparts.com

**BEPKO FRANCE SAS**

Z.I. La Plaine, Allée de Bigorre  
BP80041 Le Passage • 47901 Agen Cedex 9 • France  
T +33 (0)553 96 31 25 • F +33 (0)553 68 03 72  
info.fr@becoparts.com • www.becoparts.com

**VILLENEUVE-SUR-LOT**

294 Av. de Bordeaux • CS 30059 Bias  
FR-47302 Villeneuve sur lot • France  
T +33 (0)5 53 40 37 50 • F +33 (0)5 53 70 61 93

**JANZÉ**

P.A. de la Chauvelière • Rue Charles Lindbergh  
35150 JANZE • France  
T + 33 (0)2 99 44 16 18 • F +33 (0)2 99 44 17 29

**TVH AUSTRALASIA PTY LTD**

HEAD OFFICE BRISBANE • www.becoparts.com

**ADELAIDE**

96 South Terrace • Wingfield SA 5013  
Free 1800 182 344 • T +61 8 8359 8933 • F +61 8 8234 2212  
BepcoSAsales@tvh.com.au

**BRISBANE**

735 Boundary Road • Richlands QLD 4077  
Free 1800 020 082 • T +61 7 3344 1113 • F +61 7 3344 1332  
BepcoQLDsales@tvh.com.au

**MELBOURNE**

7/66-74 Micro Circuit • Dandenong South VIC 3175  
Free 1800 802 367 • T +61 3 9796 5422 • F +61 3 9796 5251  
BepcoVICsales@tvh.com.au

**PERTH**

2/15 Colin Jamieson Drive • Welshpool WA 6106  
Free 1800 182 344 • T +61 8 8352 8984 • F +61 8 8234 2212  
BepcoWAsales@tvh.com.au

**SYDNEY**

1/1002-1010 Canley Vale Rd • Wetherill Park NSW 2164  
Free 1800 808 827 • T +61 2 6885 5288 • F +61 3 9796 5251  
BepcoNSWsales@tvh.com.au

**TVH NEW ZEALAND LTD****AUCKLAND**

PO Box 51490 • Pakuranga 2140 • 11K Echelon Place  
East Tamaki • Auckland  
Free 0800 459 662 • T +64 9 274 9695 • F +64 9 274 9698  
info@tvh.co.nz • www.tvh.com

**CHRISTCHURCH**

11C Parkhouse Road  
Wigram • Christchurch 8042  
Free 0508 8 722 867 • T +64 3 550 1298 • F +64 3 974 9993  
infochch@tvh.co.nz

**BEPKO DEUTSCHLAND GmbH**

Neuer Weg 5 • 59505 Bad Sassendorf • Germany  
T +49 (0)2927 919 59 0 • F +49 (0)2927 919 59 59  
info.de@becoparts.com • www.becoparts.com

**BEPKO NEDERLAND BV**

Den Dolvert 10 • 5473 GP, Heeswijk-Dinther • Nederland  
T +31 (0)413 29 39 75 • F +31 (0)413 29 40 87  
info.nl@becoparts.com • www.becoparts.com

**BEPKO IBÉRICA SA**

C/ Torrent de Vallmajor, 82  
08915 Badalona (Barcelona) • Spain  
T +34 (0)902 111 062 - 933 810 062 • F +34 (0)933 813 345  
info.es@becoparts.com • www.becoparts.com

**ALMENDRALEJO**

Ctra. Badajoz - Pol. «Rayvaz» Nave 21  
06200 Almendralejo (Badajoz)  
T +34 (0)902 111 062 - 924 664 890  
F +34 (0)924 664 576

**DOS HERMANAS**

Pol. Ind. La Isla, C/ Hornos, 11  
41703 Dos Hermanas (Sevilla)  
T +34 (0)902 111 062 - 954 931 546  
F +34 (0)954 930 130

**SANTIAGO DE COMPOSTELA**

Pol. El Tambre, Via Faraday, 36  
15890 Santiago de Compostela  
T +34 (0)902 111 062 - 981 560 012  
F +34 (0)981 557 753

**TVH PARTS SOUTH AFRICA (Pty) Ltd**

HEAD OFFICE JOHANNESBURG • www.tvh.com

**CAPE TOWN**

1 Karee Street • Kraaifontein Industries • Cape Town 7571  
T +27 21 988 2432 • F +27 21 988 9127  
capetownsales@tvh.com

**DURBAN**

2 Monaco Place • Westmead • Pinetown 3600  
T +27 31 100 0760 • F +27 31 700 6191  
durbansales@tvh.com

**JOHANNESBURG**

90 Electron Avenue • Isando • Kempton Park 1601  
T +27 11 281 27 00 • F +011 974 9845  
johannesburgsales@tvh.com

**LICHTENBURG**

Shop 1 • 109 Scholtz Street • Lichtenburg 2740  
T +27 18 632 6192/6092 • F +27 18 632 6108  
lichtenburgsales@tvh.com

**PORT ELIZABETH**

134 Kempston Road • Korsten • Port Elizabeth 6020  
T +27 41 453 1404/8 • F +27 41 453 1409  
portelizabethsales@tvh.com

## FOR ALL OUR LATEST CATALOGUE UPDATES AND COMPANY INFO: [WWW.BEPCOPARTS.COM](http://WWW.BEPCOPARTS.COM)



The spare parts mentioned in this list can normally be delivered from stock. In addition, we can supply parts, which are not mentioned in this catalogue, with the shortest possible delivery time. The O.E.M. references are only for indication purposes and do not imply that the spare parts are coming from the manufacturer. This spare parts list can be modified without prior notice. All photographs, drawings, illustrations, brand names, descriptions and numbers are included for identification purposes only.



De onderdelen vermeld in deze lijst, zijn normaal uit voorraad leverbaar, behoudens uitverkocht. Ook niet-vermelde onderdelen kunnen binnen de kortste tijd uitgeleverd worden. De O.E.M. referenties dienen enkel ter indicatie en impliceren niet dat deze van de vermelde constructeur afkomstig zijn. Deze onderdelenlijst kan zonder enige voorafgaande verwittiging aangepast worden. Alle gebruikte foto's, tekeningen, afbeeldingen, merknamen, omschrijvingen en nummers dienen alleen ter identificatie.



Les pièces de rechange, mentionnées dans cette liste, sont normalement livrables du stock. En plus, les articles non indiqués peuvent être fournis en peu de temps. Cette liste peut être modifiée sans avis préalable. Les références O.E.M. sont seulement indicatives et n'impliquent pas que les pièces de rechange viennent du constructeur. Toutes les photographies, illustrations, marques, descriptions, tous les plans et numéros servent exclusivement à une identification.



Die in dieser Liste aufgeführten Teile sind normalerweise aus dem Lager lieferbar. Wir sind zudem in der Lage nicht aufgeführte Teile innerhalb kürzester Zeit zu liefern. Die O.E.M. Referenznummern dienen zur Information und beinhalten nicht, dass diese vom genannten Hersteller kommen. Diese Bestandsliste kann ohne vorhergehende Ankündigung geändert werden. Alle verwendeten Foto's, Zeichnungen, Abbildungen, Markennamen, Beschreibungen und Nummern dienen nur zu Identifikationszwecken.



Los artículos mencionados en este catálogo se encuentran habitualmente en stock. Además, podemos suministrar en un plazo corto de tiempo otros artículos relacionados que no se encuentren expresamente mencionados en este catálogo. Las referencias O.E.M. sirven sólo como indicación y no implican que procedan del constructor. Este listado de productos puede estar sujeto a modificaciones sin aviso previo. Todas las fotos, dibujos, ilustraciones, nombres de marca, descripciones y números se han incluido simplemente con el propósito de su identificación.



I pezzi di ricambio, menzionati in questo listino, possono essere forniti con una consegna immediata a condizione che non siano esauriti. I pezzi di ricambio non menzionati possono essere forniti in poco tempo. Le referenze O.E.M. sono solamente indicative e non implicano che i pezzi di ricambio vengano da questo costruttore. Questa lista ricambi può essere aggiustata senza avvisi anticipati. Tutti i numeri, codici, nomi, foto, spaccati e disegni sono solo a titolo informativo.



Części z tego katalogu są zazwyczaj na stanie magazynowym. Również części które nie są wyszczególnione w katalogu mogą być dostarczone na zamówienie w najkrótszym możliwym terminie. Opis części O.E.M. jest używany informacyjnie i nie wskazuje na to, że dany produkt jest wyprodukowany przez podanego producenta. Zawartość katalogu może ulec zmianie bez wcześniejszego informowania o tym. Wszystkie użyte zdjęcia, rysunki, nazwy marek, opis i numery służą tylko do identyfikacji.



Запчасти из настоящего списка, как правило, имеются в запасе, если только он не распродан. Прочие, не фигурирующие в списке артикулы, могут быть поставлены в самые кратчайшие сроки. Указание оригинальных номеров производителя не предполагает обязательного оригинального происхождения самих деталей. Данный список может изменяться без предварительного уведомления. Все использованные фото, рисунки, иллюстрации, названия брендов, наименования и номера служат исключительно для цели идентификации.



Visitez notre site :  
**[www.bepcoparts.com](http://www.bepcoparts.com)**

© **bepco 2016**

Tous droits réservés. Aucune partie de ce catalogue ne peut, ni intégralement, ni partiellement être reproduite ou communiquée (copiée, sauvegardée, utilisée dans un système de sauvegarde de données, etc) sous n'importe quelle forme, soit numérique ou mécanique, sans accord préalable et explicite de la société BEPCO PARTS.

- BEPCO est un fournisseur de pièces de rechange et accessoires d'après-vente qui sont appropriés pour l'entretien et la réparation des équipements OEM. Les Références OEM et marques sont à titre purement indicatif et ne signifient pas que les accessoires et/ou pièces de rechange viennent du fabricant de l'équipement ou des pièces d'origine.
- Les produits qui ne sont pas conformes aux exigences réglementaires concernant la conformité de la CE ne sont pas mis sur le marché dans l'Espace économique européen.
- BEPCO® est une marque déposée.
- Toutes les ventes sont soumises aux termes et conditions générales de vente sur [www.bepcoparts.com](http://www.bepcoparts.com)
- Les photographies et les illustrations sont inclus à titre de référence seulement. Sous réserve d'erreurs d'impression.

Visit us on the Internet:  
**[www.bepcoparts.com](http://www.bepcoparts.com)**

© **bepco** 2016

All rights reserved. No part of this catalogue may be reproduced or communicated in any form or by any means, electronic or mechanical, including copying, recording or use in an information storage or retrieval system, without prior and explicit permission of BEPCO PARTS.

- BEPCO is a supplier of after-market spare parts and accessories that are suitable for the maintenance and repair of OEM-equipment. OEM references and brands are purely indicative and do not imply that the accessories and/or spare parts are coming from the original equipment or parts manufacturer.
- Products that do not comply with regulatory requirements concerning CE conformity are not placed on the market in the European Economic Area.
- BEPCO® are registered trademarks.
- All sales are subject to the general terms & conditions of sale on [www.bepcoparts.com](http://www.bepcoparts.com)
- Photographs and illustrations are included for reference purposes only. Printing errors reserved.

Case IH  
David Brown  
**Fendt**

Fiat  
Ford  
Hürlimann  
JCB  
John Deere  
K.H.D. (Deutz)  
Kubota  
Landini  
Lamborghini  
Manitou  
Massey Ferguson  
Mc Cormick  
Merlo  
New Holland  
Renault  
Same  
Steyr  
Valmet  
Zetor

**Pièces détachées**  
*de A à Z*  
**toutes marques**

**Spare parts**  
*from A-Z for*  
**all brands**

*moving forward in every field*

REF. 90/999-329



**HEAD OFFICE**

Rue Chaumont 4D • 4480 Hermalle-sous-Huy • Belgium  
T +32 (0)85 24 54 00 • F +32 (0)800 23 132 • info.be@bepcoparts.com • www.bepcoparts.com

Member of **TVH** 